

## Active Recombinant Human ANXA5 protein, His-tagged

Cat. No. ANXA5-1172H Lot. No. (See product label)

### SPECIFICATION

<b>Product Overview</b>	Active Recombinant Human ANXA5 protein(P08758)(1~320 aa+GGGGS*3+1~239 aa), fused with N-terminal His tag, was expressed in E.coli.
<b>Species</b>	Human
<b>Source</b>	E.coli
<b>ProteinLength</b>	1-320 aa+GGGGS*3+1-239 aa
<b>Form</b>	Lyophilized from sterile PBS, pH7.4, containing 0.01% SKL, 1mM DTT, 5% Trehalose and Proclin300.
<b>Bio-activity</b>	Annexin V (ANXA5) is a multifunctional protein that is highly expressed on the apical surfaces of syncytiotrophoblasts, and plays an important role in haemostatic regulations, maintaining blood fluidity of the placenta. Lower ANXA5 levels have been observed in M2/ANXA5 haplotype carrying chorion. The association found between the maternal carriage of the M2/ANXA5 haplotype and an elevated risk of IUGR and/or PE supports the hypothesis that carrier status of this haplotype and the consequently reduced placental ANXA5 expression might be responsible, at least partially, for the onset of these gestational vascular complications. Annexin V is a calcium-dependent phospholipid binding protein that can be used to bind Phosphatidylserine (PS) during an early apoptosis event where the PS becomes exposed at the cell surface. Jurkat cells were treated with 10 uM camptothecin for 4h, 2*10^5 cells which were resuspended in binding buffer were stained with 5 ug

 Tel: 1-631-559-9269 1-516-512-3133

 Email: [info@creative-biomart.com](mailto:info@creative-biomart.com)  Fax: 1-631-938-8127

 45-1 Ramsey Road, Shirley, NY 11967, USA

recombinant human Annexin V-GFP and 10 ul Propidium iodide (PI) for 20min in dark room temperature. The flow cytometry was used to detect the early apoptotic and late apoptotic of camptothecin-treated Jurkat cells, the combination of Annexin V-GFP and propidium iodide allows for the distinction between early apoptotic cells (Annexin V-FITC positive and propidium iodide negative), late apoptotic and/or necrotic cells (Annexin V-FITC and propidium iodide positive), and viable cells (unstained). Thus, the recombinant human Annexin V-GFP can bind Phosphatidylserine (PS) at early apoptosis of Jurkat.

<b>Molecular Mass</b>	67.4kDa
<b>Endotoxin</b>	<1.0EU per 1µg (determined by the LAL method).
<b>Purity</b>	> 95% as determined by SDS-PAGE.
<b>Storage</b>	Avoid repeated freeze/thaw cycles. Store at -20°C for 12 months. Aliquot and store at -80°C for 12 months.
<b>Reconstitution</b>	Reconstitute in 10mM PBS (pH7.4) to a concentration of 0.1-1.0 mg/mL. Do not vortex.

## GENE INFORMATION

<b>Gene Name</b>	ANXA5 annexin A5 [ Homo sapiens ]
<b>Official Symbol</b>	ANXA5
<b>Synonyms</b>	ANXA5; annexin A5; ANX5, ENX2; CBP-I; PAP-I; VAC-alpha; annexin V; annexin-5; anchorin CII; endonexin II; lipocortin V; calphobindin I; thromboplastin inhibitor; vascular anticoagulant-alpha; placental anticoagulant protein 4; placental anticoagulant protein I; PP4; ANX5; ENX2;

 Tel: 1-631-559-9269 1-516-512-3133

 Email: [info@creative-biomart.com](mailto:info@creative-biomart.com)  Fax: 1-631-938-8127

 45-1 Ramsey Road, Shirley, NY 11967, USA

Gene ID 308


mRNA Refseq [NM\\_001154](#)

Protein Refseq [NP\\_001145](#)

MIM 131230

UniProt ID [P08758](#)

SDS-PAGE

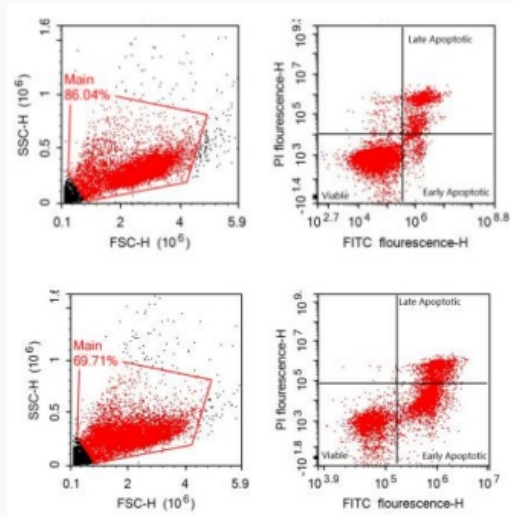


Tel: 1-631-559-9269 1-516-512-3133

Email: [info@creative-biomart.com](mailto:info@creative-biomart.com) Fax: 1-631-938-8127


45-1 Ramsey Road, Shirley, NY 11967, USA

Activity



 Tel: 1-631-559-9269 1-516-512-3133

 Email: [info@creative-biomart.com](mailto:info@creative-biomart.com)  Fax: 1-631-938-8127

 45-1 Ramsey Road, Shirley, NY 11967, USA