

Recombinant Human CD276 protein, His-tagged

Cat. No. CD276-348H **Lot. No.** (See product label)

SPECIFICATION

Product Overview	Recombinant Human CD276 protein (Leu29-Pro245), fused to His tag at C-terminus, was expressed in human 293 cells (HEK293).
Species	Human
Source	HEK293
ProteinLength	217
Description	B7 homolog 3 (B7-H3), a member of the immunoglobulin superfamily, is also known CD276, which contains two Ig-like C2-type (immunoglobulin-like) domains and two Ig-like V-type (immunoglobulin-like) domains. B7-H3 may participate in the regulation of T-cell-mediated immune response. B7-H3 also plays a protective role in tumor cells by inhibiting natural-killer mediated cell lysis as well as a role of marker for detection of neuroblastoma cells. Furthermore, B7-H3 is involved in the development of acute and chronic transplant rejection and in the regulation of lymphocytic activity at mucosal surfaces. It could also play a key role in providing the placenta and fetus with a suitable immunological environment throughout pregnancy.
Form	Lyophilized from 0.22 um filtered solution in PBS, pH7.4, 10% trehalose.
Molecular Mass	The protein has a calculated MW of 25.2 kDa. The protein migrates as 35-45 kDa under reducing (R) condition (SDS-PAGE) due to glycosylation.
Endotoxin	Less than 1.0 EU per ug by the LAL method.

 Tel: 1-631-559-9269 1-516-512-3133

 Email: info@creative-biomart.com  Fax: 1-631-938-8127


 45-1 Ramsey Road, Shirley, NY 11967, USA

Purity	>95% as determined by SDS-PAGE.
Storage	<p>For long term storage, the product should be stored at lyophilized state at -20 centigrade or lower.</p> <p>Please avoid repeated freeze-thaw cycles.</p> <p>This product is stable after storage at:</p> <p>-20 centigrade to -70 centigrade for 12 months in lyophilized state; -70 centigrade for 3 months under sterile conditions after reconstitution.</p>
Reconstitution	It is recommended that sterile water be added to the vial to prepare a stock solution of 0.2 ug/ul. Centrifuge the vial at 4°C before opening to recover the entire contents.

GENE INFORMATION

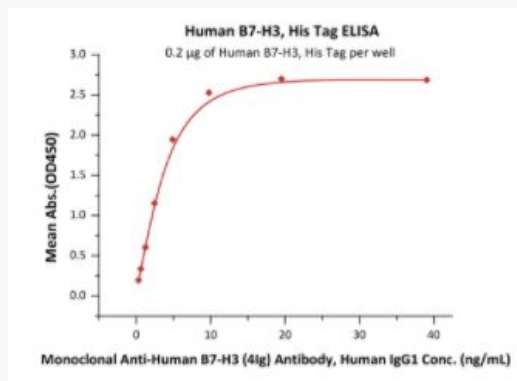
Gene Name	CD276
Official Symbol	CD276
Synonyms	CD276; CD276 molecule; CD276 antigen; B7 H3; B7H3; B7RP 2; B7 homolog 3; costimulatory molecule; B7-H3; B7RP-2; 4lg-B7-H3
Gene ID	80381
mRNA Refseq	NM_001024736
Protein Refseq	NP_001019907
MIM	605715
UniProt ID	Q5ZPR3

SDS-PAGE of CD276-348H



Human B7-H3, His Tag on SDS-PAGE under reducing (R) condition. The gel was stained overnight with Coomassie Blue. The purity of the protein is greater than 95%.

Bioactivity-ELISA of CD276-348H



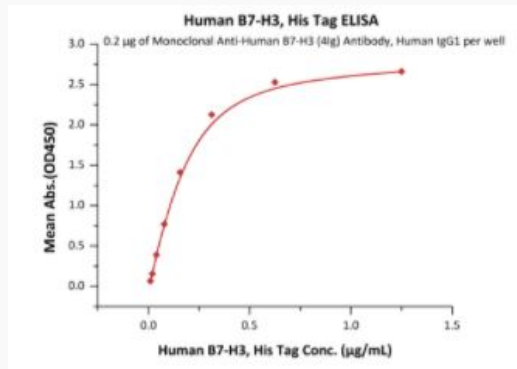
Immobilized Human B7-H3, His Tag at 2 µg/mL (100 µL/well) can bind Monoclonal Anti-Human B7-H3/B7-H3 (4Ig) Antibody, Human IgG1 with a linear range of 0.3-5 ng/mL (QC tested).

Tel: 1-631-559-9269 1-516-512-3133

Email: info@creative-biomart.com Fax: 1-631-938-8127

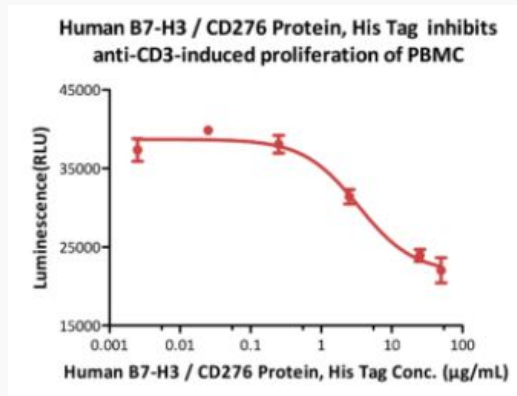
45-1 Ramsey Road, Shirley, NY 11967, USA

**Bioactivity-ELISA of
CD276-348H**



Immobilized Monoclonal Anti-Human B7-H3/B7-H3 (4Ig) Antibody, Human IgG1 at 2 µg/mL (100 µL/well) can bind Human B7-H3, His Tag with a linear range of 0.01-0.156 µg/mL (Routinely tested).

**Bioactivity-Cell
based assay of
CD276-348H**



Human B7-H3, His Tag inhibits Anti-CD3-induced proliferation of PBMC. The EC50 for this effect is 2.24-3.36 µg/mL (Routinely tested).

Tel: 1-631-559-9269 1-516-512-3133

Email: info@creative-biomart.com Fax: 1-631-938-8127

45-1 Ramsey Road, Shirley, NY 11967, USA