

## Recombinant Human CD40 Protein

**Cat. No.** CD40-0810H    **Lot. No.** (See product label)

### SPECIFICATION

**Product Overview**    Human CD40 full-length ORF (AAH12419.1) recombinant protein without tag.

**Species**    Human


**Source**    Wheat Germ

**Description**


This gene is a member of the TNF-receptor superfamily. The encoded protein is a receptor on antigen-presenting cells of the immune system and is essential for mediating a broad variety of immune and inflammatory responses including T cell-dependent immunoglobulin class switching, memory B cell development, and germinal center formation. AT-hook transcription factor AKNA is reported to coordinately regulate the expression of this receptor and its ligand, which may be important for homotypic cell interactions. Adaptor protein TNFR2 interacts with this receptor and serves as a mediator of the signal transduction. The interaction of this receptor and its ligand is found to be necessary for amyloid-beta-induced microglial activation, and thus is thought to be an early event in Alzheimer disease pathogenesis. Mutations affecting this gene are the cause of autosomal recessive hyper-IgM immunodeficiency type 3 (HIGM3). Multiple alternatively spliced transcript variants of this gene encoding distinct isoforms have been reported. [provided by RefSeq, Nov 2014]

**Form**    Liquid

**Molecular Mass**    30.6 kDa

 Tel: 1-631-559-9269    1-516-512-3133

 Email: [info@creative-biomart.com](mailto:info@creative-biomart.com)     Fax: 1-631-938-8127

 45-1 Ramsey Road, Shirley, NY 11967, USA

**AA Sequence**

MVRLPLQCVLWGCLLTAVHPEPPTACREKQYLINSQCCSLCQPGQKLVSDCTEFTE  
 TECLPCGESEFLDTWNRETHCHQHKEYCDPNLGLRVQQKGTSETDTICTCEEGWHC  
 TSEACESCVLHRSCSPGFGVKQIATGVSDTICEPCPVGFFSNVSSAFEKCHPWTS  
 ETKDLVVQQAGTNKTDVVCGPQDRLRALVVIPIIFGILFAILLVLVFIKKVAKKPTNKAP  
 HPKQEPQEINFPDDLPGSNTAAPVQETLHGCQPVTQEDGKESRISVQERQ

**Applications**

Antibody Production  
 Functional Study  
 Compound Screening

**Usage**

Heating may cause protein aggregation. Please do not heat this product before electrophoresis.

**Storage**

Store at -80 centigrade. Aliquot to avoid repeated freezing and thawing.

**Storage Buffer**

25 mM Tris-HCl of pH8.0 containing 2% glycerol.

## GENE INFORMATION

**Gene Name** [CD40 CD40 molecule, TNF receptor superfamily member 5 \[ Homo sapiens \]](#)


**Official Symbol** [CD40](#)

**Synonyms**

CD40; CD40 molecule, TNF receptor superfamily member 5; TNFRSF5, tumor necrosis factor receptor superfamily, member 5; tumor necrosis factor receptor superfamily member 5; Bp50; p50; CD40L receptor; CD40 type II isoform; B cell-associated molecule; B cell surface antigen CD40; B-cell surface antigen CD40; CD40 antigen (TNF receptor superfamily member 5); tumor necrosis factor receptor superfamily, member 5; nerve growth factor receptor-related B-lymphocyte activation molecule; CDW40; TNFRSF5; MGC9013;

 Tel: 1-631-559-9269 1-516-512-3133

 Email: [info@creative-biomart.com](mailto:info@creative-biomart.com)  Fax: 1-631-938-8127

 45-1 Ramsey Road, Shirley, NY 11967, USA



Gene ID	958
mRNA Refseq	NM_001250
Protein Refseq	NP_001241
MIM	109535
UniProt ID	P25942

Tel: 1-631-559-9269 1-516-512-3133

Email: [info@creative-biomart.com](mailto:info@creative-biomart.com) Fax: 1-631-938-8127

45-1 Ramsey Road, Shirley, NY 11967, USA