

Active Recombinant Human CD40LG Protein, Fc/Avi-tagged, Biotinylated, Alexa Fluor 647 conjugated

Cat. No. CD40LG-280HAF647 Lot. No. (See product label)

SPECIFICATION

Product Overview	Biotinylated, Alexa Fluor 647 conjugated Human CD40 Ligand, Fc Tag is expressed from HEK293 cells. It contains AA Met 113 - Leu 261 (Accession # P29965-1). This protein carries an Avi tag at the N-terminus, followed by a human IgG1 Fc tag.
Species	Human
Source	HEK293
ProteinLength	113-261 a.a.
Form	Lyophilized
Bio-activity	Immobilized Human CD40, His Tag at 2 µg/mL (100 µL/well) can bind Biotinylated Human CD40 Ligand, Fc Tag with a linear range of 1-31 µg/mL.
Molecular Mass	The protein has a calculated MW of 45.0 kDa. The protein migrates as 50-55 kDa under reducing condition (SDS-PAGE) due to glycosylation.
N-terminal Sequence Analysis	Gly
Endotoxin	< 1.0 EU/ µg of the protein as determined by the LAL method.
Purity	> 95 % as determined by SDS-PAGE

 Tel: 1-631-559-9269 1-516-512-3133


 Email: info@creative-biomart.com  Fax: 1-631-938-8127

 45-1 Ramsey Road, Shirley, NY 11967, USA

Characteristic	<p>Disulfide-linked homodimer</p> <p>Labeled with Alexa Fluor 647 via amines</p> <p>Excitation = 650 nm</p> <p>Emission = 668 nm</p>
Stability	Samples are stable for up to 12 months from date of receipt at -70 centigrade.
Storage	<p>For long term storage, the product should be stored at lyophilized state at -20 centigrade or lower.</p> <p>Please avoid repeated freeze-thaw cycles.</p> <p>No activity loss is observed after storage at:</p> <p>4-8 centigrade for 12 months in lyophilized state;</p> <p>-70 centigrade for 3 months under sterile conditions after reconstitution.</p>
Storage Buffer	Lyophilized from 0.22 µm filtered solution in 50 mM Tris, 100 mM Glycine, pH7.5, 10% trehalose.
Reconstitution	It is recommended that sterile water be added to the vial to prepare a stock solution of 0.2 µg/µL. Centrifuge the vial at 4 centigrade before opening to recover the entire contents.
Conjugation	Biotin
GENE INFORMATION	
Gene Name	CD40LG CD40 ligand [Homo sapiens]
Official Symbol	CD40LG
Synonyms	CD40LG; CD40 ligand; HIGM1, IMD3, TNFSF5, tumor necrosis factor (ligand) superfamily, member 5 (hyper IgM syndrome); CD40 antigen ligand; CD40L; CD154;

 Tel: 1-631-559-9269 1-516-512-3133

 Email: info@creative-biomart.com  Fax: 1-631-938-8127

 45-1 Ramsey Road, Shirley, NY 11967, USA



gp39; hCD40L; hyper IgM syndrome; T B cell activating molecule; TNF related activation protein; TRAP; tumor necrosis factor (ligand) superfamily member 5; CD40-L; T-cell antigen Gp39; T-B cell-activating molecule; TNF-related activation protein; IGM; IMD3; HIGM1; T-BAM; TNFSF5;


Gene ID 959

mRNA Refseq NM_000074


Protein Refseq NP_000065

MIM 300386

UniProt ID P29965

 Tel: 1-631-559-9269 1-516-512-3133

 Email: info@creative-biomart.com  Fax: 1-631-938-8127

 45-1 Ramsey Road, Shirley, NY 11967, USA