

Recombinant Mouse CD86 Protein, Fc-tagged

Cat. No. CD86-597M **Lot. No.** (See product label)

SPECIFICATION

Product Overview	Recombinant Mouse CD86 protein with Fc tag was expressed in HEK293.
Species	Mouse
Source	HEK293
ProteinLength	309
Description	<p>Predicted to enable signaling receptor binding activity. Involved in several processes, including CD40 signaling pathway; activation of phospholipase C activity; and positive regulation of macromolecule metabolic process. Acts upstream of or within several processes, including cellular response to lipopolysaccharide; defense response to virus; and positive regulation of T cell proliferation. Located in external side of plasma membrane and intracellular membrane-bounded organelle. Is expressed in central nervous system and retina. Used to study Guillain-Barre syndrome. Human ortholog(s) of this gene implicated in several diseases, including Henoch-Schoenlein purpura; autoimmune disease (multiple); chronic lymphocytic leukemia; chronic obstructive pulmonary disease; and systemic sclerosis. Orthologous to human CD86 (CD86 molecule).</p>
Form	Lyophilized
Molecular Mass	52 kDa
AA Sequence	MDPRCTMGLAILIFVTLLISDAVSVETQAYFNGTAYLPCPFTKAQNISLSELVVFQW

 Tel: 1-631-559-9269 1-516-512-3133

 Email: info@creative-biomart.com  Fax: 1-631-938-8127

 45-1 Ramsey Road, Shirley, NY 11967, USA

DQQKLVLVEHYLGTEKLDVNAKYLGRTSFDRNNWTLRLHNVQIKDMGSYDCFIQK
 KPPTGSILQQTLELSVIANFSEPEIKLAQNVTGNSGINLTCTSKQGHPKPKKMYFLIT
 NSTNEYGDNMQISQDNVTELSISNSLSLSPDGVWHMTVVCVLETESMKISSKPLN
 FTQEFPSQTYWKEITASVTVALLLVMLLIIVCHKKPNQPSRPSNTASKLERDSNADR
 ETINLKELEPQIASAKPNAE

Purity > 98%

Applications WB; ELISA; FACS; FC

Stability This bioreagent is stable at 4 centigrade (short-term) and -70 centigrade(long-term). After reconstitution, sample may be stored at 4 centigrade for 2-7 days and below -18 centigrade for future use.

Storage At -20 centigrade.

Concentration 1 mg/mL

Storage Buffer PBS (pH 7.4-7.5). Sterile-filtered colorless solution.

Reconstitution Reconstitute in sterile distilled H₂O to no less than 100 µg/mL; dilute reconstituted stock further in other aqueous solutions if needed. Please review COA for lot-specific instructions. Final measurements should be determined by the end-user for optimal performance.


GENE INFORMATION

Gene Name Cd86 CD86 antigen [*Mus musculus* (house mouse)]


Official Symbol CD86

 Tel: 1-631-559-9269 1-516-512-3133


 Email: info@creative-biomart.com  Fax: 1-631-938-8127

 45-1 Ramsey Road, Shirley, NY 11967, USA

Synonyms	CD86; CD86 antigen; T-lymphocyte activation antigen CD86; activation B7-2 antigen; early T cell costimulatory molecule-1; early T-cell costimulatory molecule 1; B7; B70; MB7; B7-2; B7.2; CLS1; Ly58; ETC-1; Ly-58; MB7-2; Cd28l2; TS/A-2;
Gene ID	12524
mRNA Refseq	NM_019388
Protein Refseq	NP_062261
UniProt ID	P42082

 Tel: 1-631-559-9269 1-516-512-3133

 Email: info@creative-biomart.com  Fax: 1-631-938-8127

 45-1 Ramsey Road, Shirley, NY 11967, USA