

Recombinant Mouse Cyp27b1 protein, His & T7-tagged

Cat. No. Cyp27b1-8070M Lot. No. (See product label)

SPECIFICATION

Product Overview	Recombinant Mouse Cyp27b1 aa. (Asp258~Phe504 (Accession # O35084)) fused with N-terminal His & T7 tag was produced in E. coli cells.
Species	Mouse
Source	E.coli
ProteinLength	Asp258~Phe504
Form	Freeze-dried powder
Molecular Mass	Predicted Molecular Mass: 31.0kDa.
Endotoxin	<1.0EU per 1ug (determined by the LAL method)
Purity	>95%
Characteristic	The isoelectric point is 7.3.
Applications	SDS-PAGE; WB; ELISA; IP.
Stability	The thermal stability is described by the loss rate of the target protein. The loss rate was determined by accelerated thermal degradation test, that is, incubate the protein at 37°C for 48h, and no obvious degradation and precipitation were observed. (Referring from China Biological Products Standard, which was calculated by the

 Tel: 1-631-559-9269 1-516-512-3133

 Email: info@creative-biomart.com  Fax: 1-631-938-8127

 45-1 Ramsey Road, Shirley, NY 11967, USA

Arrhenius equation.) The loss of this protein is less than 5% within the expiration date under appropriate storage condition.

Storage

Avoid repeated freeze/thaw cycles. Store at 2-8°C for one month. Aliquot and store at -80°C for 12 months.

Storage Buffer

Supplied as lyophilized form in PBS, pH7.4, containing 5% trehalose, 0.01% sarcosyl.

Reconstitution

Reconstitute in sterile PBS, pH7.2-pH7.4.

GENE INFORMATION

Gene Name

Cyp27b1 cytochrome P450, family 27, subfamily b, polypeptide 1 [*Mus musculus* (house mouse)]

Official Symbol

Cyp27b1

Gene ID

13115

mRNA Refseq


NM_010009.2

Protein Refseq


NP_034139.2

UniProt ID

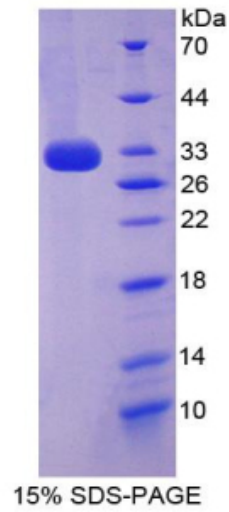
O35084

 Tel: 1-631-559-9269 1-516-512-3133

 Email: info@creative-biomart.com  Fax: 1-631-938-8127

 45-1 Ramsey Road, Shirley, NY 11967, USA

SDS-PAGE



 Tel: 1-631-559-9269 1-516-512-3133

 Email: info@creative-biomart.com  Fax: 1-631-938-8127

 45-1 Ramsey Road, Shirley, NY 11967, USA