

Recombinant Mouse Dopa Decarboxylase, His-tagged

Cat. No. Ddc-2510M **Lot. No.** (See product label)

SPECIFICATION

Product Overview A DNA sequence encoding the mouse DDC (Met 1-Glu 480) was expressed, with a C-terminal polyhistidine tag. The recombinant mouse DDC consists of 490 amino acids and has a calculated molecular mass of 55.2 kDa. It migrates as an approximately 50 kDa band in SDS-PAGE under reducing conditions.

Species Mouse

Source E.coli


Protein Length 490 aa

Description Ddc is a 54 kDa member of the group II decarboxylase family of proteins. It is a vitamin B6-dependent homodimeric enzyme that catalyzes the decarboxylation of both L-3, 4-dihydroxyphenylalanine (L-DOPA) and L-5-hydroxytryptophan to dopamine and serotonin, respectively, which are major mammalian neurotransmitters and hormones belonging to catecholamines and indoleamines.


Predicted N Terminal Met

Form Lyophilized from 0.2µm filtered solution of 50mM Tris, 100mM NaCl, pH8.0, 20%gly, 3mM DTT. Normally 5 %-8 % trehalose and mannitol are added as protectants before lyophilization. Specific concentrations are included in the hardcopy of COA.

Molecular Mass 55.2 kDa

 Tel: 1-631-559-9269 1-516-512-3133

 Email: info@creative-biomart.com  Fax: 1-631-938-8127

 45-1 Ramsey Road, Shirley, NY 11967, USA

Endotoxin	1.0 eu/μg of the protein as determined by the lal
Purity	>90 % as determined by SDS-PAGE
Stability	Samples are stable for up to twelve months from date of receipt at -70 °C.
Storage	Store it under sterile conditions at -70°C. It is recommended that the protein be aliquoted for optimal storage. Avoid repeated freeze-thaw cycles.
GENE INFORMATION	
Gene Name	Ddc dopa decarboxylase [Mus musculus]
Official Symbol	Ddc
Synonyms	DDC; dopa decarboxylase; aromatic-L-amino-acid decarboxylase; Aadc;
Gene ID	13195
mRNA Refseq	NM_001190448
Protein Refseq	NP_001177377
Pathway	Amine-derived hormones, organism-specific biosystem; Amphetamine addiction, organism-specific biosystem; Amphetamine addiction, conserved biosystem; Biogenic Amine Synthesis, organism-specific biosystem; Catecholamine biosynthesis, organism-specific biosystem; Catecholamine biosynthesis, tyrosine => dopamine =>
Function	amino acid binding; aromatic-L-amino-acid decarboxylase activity; carboxy-lyase activity; catalytic activity; lyase activity; protein domain specific binding; pyridoxal phosphate binding;

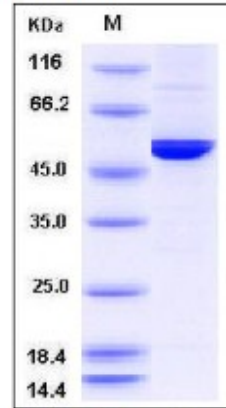
 Tel: 1-631-559-9269 1-516-512-3133

 Email: info@creative-biomart.com  Fax: 1-631-938-8127


 45-1 Ramsey Road, Shirley, NY 11967, USA

Ddc/ADCC protein


SDS-PAGE:



DDC / AADC protein

 Tel: 1-631-559-9269 1-516-512-3133

 Email: info@creative-biomart.com  Fax: 1-631-938-8127

 45-1 Ramsey Road, Shirley, NY 11967, USA