

Recombinant Rat Egf Protein, His-tagged

Cat. No. Egf-1410R Lot. No. (See product label)

SPECIFICATION

Product Overview	Recombinant Rat Egf Protein (Asn974-Arg1026) with N-His tag was expressed in E. coli.
Species	Rat
Source	E.coli
ProteinLength	Asn974-Arg1026
Description	Enables epidermal growth factor receptor binding activity. Involved in several processes, including positive regulation of DNA biosynthetic process; positive regulation of ERK1 and ERK2 cascade; and positive regulation of fibroblast proliferation. Acts upstream of or within regulation of protein transport. Located in extracellular space. Used to study perinatal necrotizing enterocolitis. Biomarker of acute kidney failure. Human ortholog(s) of this gene implicated in several diseases, including Zollinger-Ellison syndrome; hepatobiliary system cancer (multiple); high grade glioma (multiple); lung non-small cell carcinoma (multiple); and primary hypomagnesemia (multiple). Orthologous to human EGF (epidermal growth factor).
Form	Freeze-dried powder
Molecular Mass	Predicted Molecular Mass: 36.1 kDa Accurate Molecular Mass: 38 kDa
Purity	> 95%

 Tel: 1-631-559-9269 1-516-512-3133

 Email: info@creative-biomart.com  Fax: 1-631-938-8127

 45-1 Ramsey Road, Shirley, NY 11967, USA

Applications	Cell culture; Activity Assays.
Stability	The thermal stability is described by the loss rate. The loss rate was determined by accelerated thermal degradation test, that is, incubate the protein at 37 centigrade for 48h, and no obvious degradation and precipitation were observed. The loss rate is less than 5% within the expiration date under appropriate storage condition.
Storage	Avoid repeated freeze/thaw cycles. Store at 2-8 centigrade for one month. Aliquot and store at -80 centigrade for 12 months.
Storage Buffer	20mM Tris, 150mM NaCl, pH8.0, containing 1mM EDTA, 1mM DTT, 0.01% SKL, 5% Trehalose and Proclin300.
Reconstitution	Reconstitute in PBS or others.

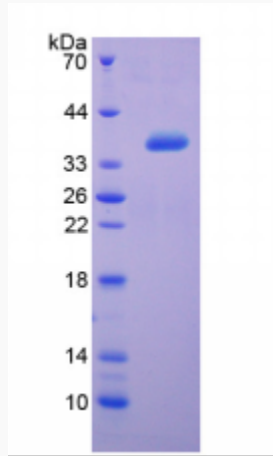
GENE INFORMATION

Gene Name	Egf epidermal growth factor [<i>Rattus norvegicus</i> (Norway rat)]
Official Symbol	Egf
Synonyms	EGF; epidermal growth factor; pro-epidermal growth factor;
Gene ID	25313
mRNA Refseq	NM_012842
Protein Refseq	NP_036974
UniProt ID	P07522


 Tel: 1-631-559-9269 1-516-512-3133

 Email: info@creative-biomart.com  Fax: 1-631-938-8127

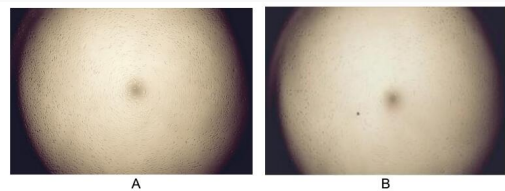
 45-1 Ramsey Road, Shirley, NY 11967, USA



WB



Bioactivity



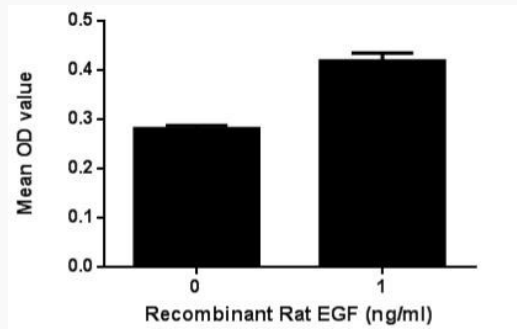
Cell proliferation of 3T3 cells after stimulated with EGF.

 Tel: 1-631-559-9269 1-516-512-3133


 Email: info@creative-biomart.com  Fax: 1-631-938-8127

 45-1 Ramsey Road, Shirley, NY 11967, USA


Bioactivity



Cell proliferation of 3T3 cells after stimulated with EGF.

 Tel: 1-631-559-9269 1-516-512-3133

 Email: info@creative-biomart.com  Fax: 1-631-938-8127

 45-1 Ramsey Road, Shirley, NY 11967, USA