

Recombinant Human Fibroblast Growth Factor Receptor 1, Fc-tagged

Cat. No. FGFR1-01H **Lot. No.** (See product label)

SPECIFICATION

Product Overview Recombinant Human Soluble FGFR-1a (IIIc) Fc Chimera fused with Xa cleavage site with the Fc part of human IgG1 produced in baculovirus is a heterodimeric, glycosylated, Polypeptide chain and having a molecular mass of 170 kDa. The FGFR1 is purified by proprietary chromatographic techniques.


Species Human

Source Insect Cells

Description Fibroblast Growth Factors (FGFs) comprise a family of at least eighteen structurally related proteins that are involved in a multitude of physiological and pathological cellular processes, including cell growth, differentiation, angiogenesis, wound healing and tumorigenesis. The biological activities of the FGFs are mediated by a family of type I transmembrane tyrosine kinases which undergo dimerization and autophosphorylation after ligand binding. Four distinct genes encoding closely related FGF receptors, FGFR-1 to -4 are known. Multiple forms of FGFR-1 to -3 are generated by alternative splicing of the mRNAs. A frequent splicing event involving FGFR-1 and -2 results in receptors containing all three Ig domains, referred to as the alpha isoform, or only IgII and IgIII, referred to as the beta isoform. Only the alpha isoform has been identified for FGFR-3 and FGFR-4. Additional splicing events for FGFR-1 to -3, involving the C-terminal half of the IgIII domain encoded by two mutually exclusive alternative exons, generate FGF receptors with alternative IgIII domains (IIIb and IIIc). A IIIa isoform which is a secreted FGF binding protein

 Tel: 1-631-559-9269 1-516-512-3133

 Email: info@creative-biomart.com  Fax: 1-631-938-8127

 45-1 Ramsey Road, Shirley, NY 11967, USA

containing only the N-terminal half of the IgIII domain plus some intron sequences has also been reported for FGFR-1. Mutations in FGFR-1 to -3 have been found in patients with birth defects involving craniosynostosis.

Physical Appearance Sterile Filtered White lyophilized (freeze-dried) powder.

Purity Greater than 90.0% as determined by: (a) Analysis by RP-HPLC. (b) Analysis by SDS-PAGE.

Formulation CD331 was lyophilized from a concentrated (1 mg/ml) sterile solution containing no additives.

Solubility It is recommended to reconstitute the lyophilized bFGF-R in sterile PBS not less than 100 µg/ml, which can then be further diluted to other aqueous solutions.

Biological Activity Determined by its ability to inhibit human FGF acidic-dependent proliferation on R1 cells. The ED50 for this effect is typically at 15.0-30.0 ng/ml.

Storage Lyophilized FGFR1A although stable at room temperature for 3 weeks, should be stored desiccated below -18°C. Upon reconstitution FGFR1 should be stored at 4°C between 2-7 days and for future use below -18°C. For long term storage it is recommended to add a carrier protein (0.1% HSA or BSA). Please prevent freeze-thaw cycles.

GENE INFORMATION

Gene Name [FGFR1 fibroblast growth factor receptor 1 \[Homo sapiens \]](#)

Synonyms FGFR1; fibroblast growth factor receptor 1; CEK; FLG; OGD; FLT2; KAL2; BFGFR; CD331; FGFBR; HBGFR; N-SAM; FLJ99988; fms-related tyrosine kinase 2; H2; H3;

 Tel: 1-631-559-9269 1-516-512-3133

 Email: info@creative-biomart.com  Fax: 1-631-938-8127

 45-1 Ramsey Road, Shirley, NY 11967, USA

H4; H5; N-SAM; CD331; Pfeiffer syndrome; FGFR-1; bFGF-R; EC 2.7.10.1; Fms-like tyrosine kinase 2; c-fgr; CD_antigen; OTTHUMP00000190881; soluble FGFR1 variant 1; FMS-like tyrosine kinase 2; hydroxyaryl-protein kinase; heparin-binding growth factor receptor; basic fibroblast growth factor receptor 1; OTTHUMP00000190874; OTTHUMP00000190878; OTTHUMP00000190879; c-fgr; soluble FGFR1 variant 2

Gene ID [2260](#)

mRNA Refseq [NM_015850](#)

Protein Refseq [NP_056934](#)

MIM [136350](#)

UniProt ID [P11362](#)


Chromosome Location 8p11.2-p11.1

Pathway MAPK signaling pathway; MAPK signaling pathway; Melanoma; Pathways in cancer; Prostate cancer; Regulation of actin cytoskeleton; Axon guidance; Signaling by FGFR

Function ATP binding; fibroblast growth factor receptor activity; fibroblast growth factor receptor activity; heparin binding; nucleotide binding; protein binding; receptor activity; transferase activity


 Tel: 1-631-559-9269 1-516-512-3133

 Email: info@creative-biomart.com  Fax: 1-631-938-8127


 45-1 Ramsey Road, Shirley, NY 11967, USA

PDB rendering based
on 1agw.



 Tel: 1-631-559-9269 1-516-512-3133

 Email: info@creative-biomart.com  Fax: 1-631-938-8127

 45-1 Ramsey Road, Shirley, NY 11967, USA