

Recombinant Cynomolgus FGL2 protein, His-Avi,Flag-tagged, Biotinylated

Cat. No. FGL2-1352C Lot. No. (See product label)

SPECIFICATION

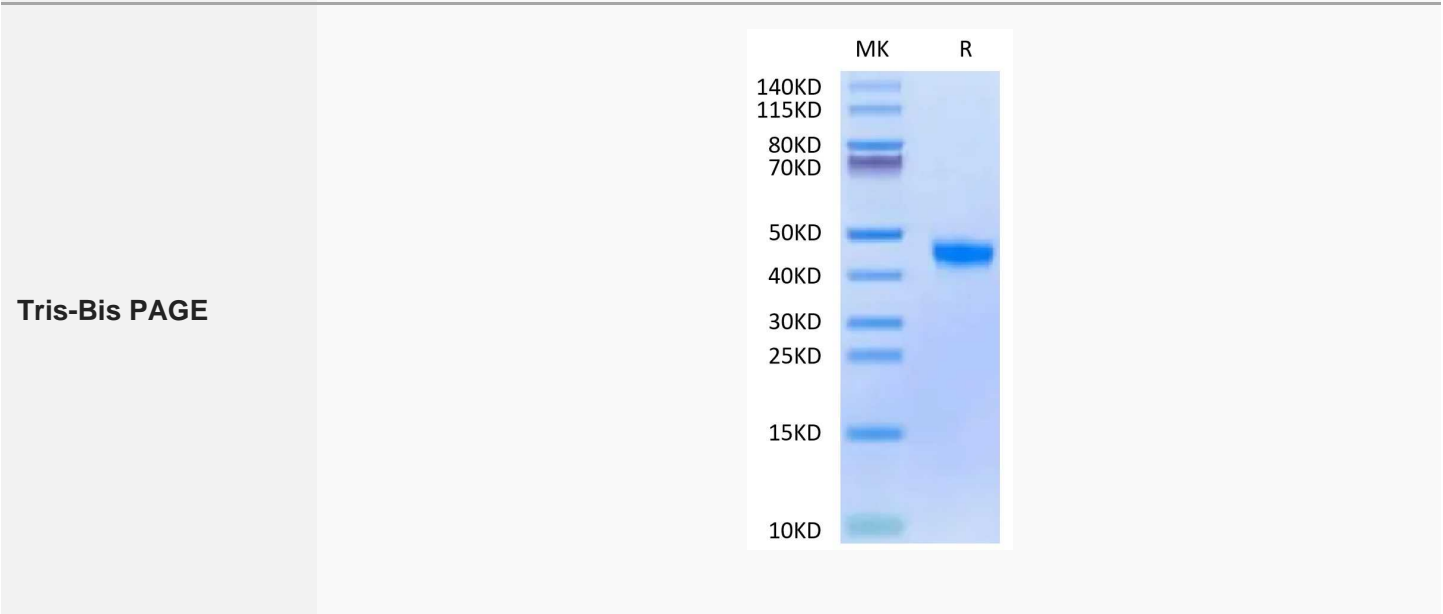
Product Overview	Biotinylated Recombinant Cynomolgus FGL2 protein(A0A2K5WID3)(Val205-Pro439), fused with N-terminal His and Avi tag and N-terminal Flag tag, was expressed in HEK293.
Species	Cynomolgus
Source	HEK293
ProteinLength	Val205-Pro439
Tag	N-His-Avi,N-Flag
Conjugation/Label	Biotin
Form	Supplied as 0.22µm filtered solution in PBS (pH 7.4).
Bio-activity	Immobilized Biotinylated Cynomolgus FGL2, His Tag at 1µg/ml (100µl/well) on the streptavidin precoated plate (5µg/ml). Dose response curve for Anti-FGL2 Antibody, hFc Tag with the EC50 of 19.7ng/ml determined by ELISA.
Molecular Mass	The protein has a predicted MW of 31.40 kDa. Due to glycosylation, the protein migrates to 40-50 kDa based on Tris-Bis PAGE result.
Endotoxin	Less than 1EU per µg by the LAL method.

 Tel: 1-631-559-9269 1-516-512-3133

 Email: info@creative-biomart.com  Fax: 1-631-938-8127

 45-1 Ramsey Road, Shirley, NY 11967, USA

Purity	> 95% as determined by Tris-Bis PAGE; > 95% as determined by HPLC.
Storage	Valid for 12 months from date of receipt when stored at -80°C.; Recommend to aliquot the protein into smaller quantities for optimal storage. Please do not repeated freeze-thaw cycles.
Reconstitution	It is recommended that sterile water be added to the vial to prepare a stock solution of 0.2 ug/ul. Centrifuge the vial at 4°C before opening to recover the entire contents.
Conjugation	Biotin



Tel: 1-631-559-9269 1-516-512-3133

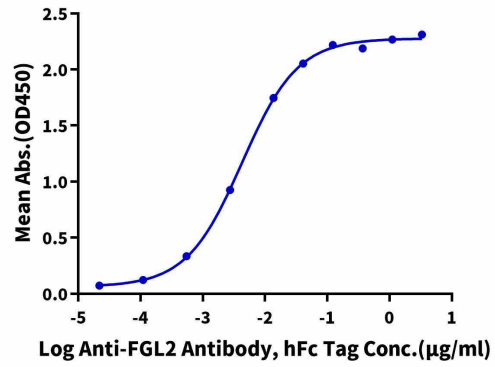
Email: info@creative-biomart.com Fax: 1-631-938-8127


45-1 Ramsey Road, Shirley, NY 11967, USA

ELISA


Biotinylated Cynomolgus FGL2, His Tag ELISA

0.2µg Biotinylated Cynomolgus FGL2, His Tag Per Well



 Tel: 1-631-559-9269 1-516-512-3133

 Email: info@creative-biomart.com  Fax: 1-631-938-8127

 45-1 Ramsey Road, Shirley, NY 11967, USA