

Recombinant Mouse Fgfr11 Protein, His-tagged, Alexa Fluor 555 conjugated

Cat. No. Fgfr11-2291MAF555 **Lot. No.** (See product label)

SPECIFICATION

Product Overview Alexa Fluor 555 conjugated recombinant Mouse Fgfr11 (NP_473412.1) precursor extracellular domain (Met 1-Pro 374), fused with a C-terminal polyhistidine tag, was produced in Human Cell.

Species Mouse

Source HEK293


ProteinLength 365

Form Lyophilized


Molecular Mass The secreted recombinant mouse FGFR1 consists of 365 amino acids and has a calculated molecular mass of 40.4 kDa. The apparent molecular mass of rmFGFR1 is approximately 55-60 kDa in SDS-PAGE under reducing conditions.

Endotoxin < 1.0 EU/ µg of the protein as determined by the LAL method.

Characteristic Disulfide-linked homodimer
 Labeled with Alexa Fluor 555 via amines
 With an excitation and emission maximum of 555/565 nm, Alexa Fluor 555 can be efficiently excited using a 543 nm He-Ne laser line and detected under standard TRITC/Cy3 filters.

 Tel: 1-631-559-9269 1-516-512-3133


 Email: info@creative-biomart.com  Fax: 1-631-938-8127

 45-1 Ramsey Road, Shirley, NY 11967, USA

Stability	Samples are stable for up to 12 months from date of receipt at -70 centigrade.
Storage	Store it under sterile conditions at -20 to -70 centigrade. It is recommended that the protein be aliquoted for optimal storage. Avoid repeated freeze-thaw cycles.
Storage Buffer	Lyophilized from sterile PBS, pH 7.4
Reconstitution	It is recommended that sterile water be added to the vial to prepare a stock solution. Centrifuge the vial at 4 centigrade before opening to recover the entire contents.
Conjugation	Alexa Fluor 555
GENE INFORMATION	
Gene Name	Fgfr1 fibroblast growth factor receptor-like 1 [Mus musculus]
Official Symbol	Fgfr1
Gene ID	116701
mRNA Refseq	NM_001164259
Protein Refseq	NP_001157731

 Tel: 1-631-559-9269 1-516-512-3133

 Email: info@creative-biomart.com  Fax: 1-631-938-8127

 45-1 Ramsey Road, Shirley, NY 11967, USA