

## Recombinant Human GFRA1 cell lysate

**Cat. No.** GFRA1-2426HCL    **Lot. No.** (See product label)

### SPECIFICATION

<b>Product Overview</b>	Human GFRA1 / GFR $\alpha$ 1 / GDNFRA derived in Human Cells. The whole cell lysate is provided in 1X Sample Buffer. Browse all transfected cell lysate positive controls
<b>Species</b>	Human
<b>Source</b>	Human Cells
<b>Preparation method</b>	Transfected cells were cultured for 48hrs before collection. The cells were lysed in modified RIPA buffer with cocktail of protease inhibitors. Cell debris was removed by centrifugation and then centrifuged to clarify the lysate. The cell lysate was boiled for 5 minutes in 1 x SDS sample buffer (50 mM Tris-HCl pH 6.8, 12.5% glycerol, 1% sodium dodecylsulfate, 0.01% bromophenol blue) containing 5% b-mercaptoethanol, and lyophilized.
<b>Lysis buffer</b>	Modified RIPA Lysis Buffer: 50 mM Tris-HCl pH 7.4, 150 mM NaCl, 1mM EDTA, 1% Triton X-100, 0.1% SDS, 1% Sodium deoxycholate, 1mM PMSF
<b>Quality control Testing</b>	12.5% SDS-PAGE Stained with Coomassie Blue
<b>Recommended Usage</b>	1. Centrifuge the tube for a few seconds and ensure the pellet at the bottom of the tube. 2. Re-dissolve the pellet using 200 $\mu$ L pure water and boiled for 2-5 min. 3. Store it at -80°C. Recommend to aliquot the cell lysate into smaller quantities for optimal storage. Avoid repeated freeze-thaw cycles. Notes: The lysate is ready to load on SDS-PAGE for Western blot application. If dissociating conditions are required, add

 Tel: 1-631-559-9269    1-516-512-3133

 Email: [info@creative-biomart.com](mailto:info@creative-biomart.com)     Fax: 1-631-938-8127

 45-1 Ramsey Road, Shirley, NY 11967, USA

reducing agent prior to heating.

**Stability**

Samples are stable for up to twelve months from date of receipt at -80°C

**Storage Buffer**

50 mM Tris-HCl pH 7.4, 150 mM NaCl, 1mM EDTA, 1% Triton X-100, 0.1% SDS, 1% Sodium deoxycholate, 1mM PMSF

**Storage Instruction**

Lysate samples are stable for 12 months from date of receipt when stored at -80°C. Avoid repeated freeze-thaw cycles. Prior to SDS-PAGE fractionation, boil the lysate for 5 minutes.

## GENE INFORMATION

**Gene Name**

[GFRA1 GDNF family receptor alpha 1 \[ Homo sapiens \]](#)

**Official Symbol**

GFRA1

**Synonyms**

GFRA1; GDNF family receptor alpha 1; GDNFRA; GDNF family receptor alpha-1; GDNFR; GFR ALPHA 1; RET1L; RETL1; TRNR1; RET ligand 1; GDNFR-alpha-1; GDNF receptor alpha-1; GPI-linked anchor protein; PI-linked cell-surface accessory protein; TGF-beta related neurotrophic factor receptor 1; TGF-beta-related neurotrophic factor receptor 1; Glial cell line-derived neurotrophic factor receptor alpha; GFR-ALPHA-1; FLJ10561; FLJ31546; MGC23045; DKFZp313E1012; DKFZp686J0156;

**Gene ID**

[2674](#)

**mRNA Refseq**


[NM\\_001145453](#)

**Protein Refseq**


[NP\\_001138925](#)

 Tel: 1-631-559-9269 1-516-512-3133


 Email: [info@creative-biomart.com](mailto:info@creative-biomart.com)  Fax: 1-631-938-8127

 45-1 Ramsey Road, Shirley, NY 11967, USA

<b>MIM</b>	601496
<b>UniProt ID</b>	P56159
<b>Chromosome Location</b>	10q25-q26
<b>Pathway</b>	Axon guidance, organism-specific biosystem; Developmental Biology, organism-specific biosystem; Diurnally regulated genes with circadian orthologs, organism-specific biosystem; NCAM signaling for neurite out-growth, organism-specific biosystem; NCAM1 interactions, organism-specific biosystem; Signaling events regulated by Ret tyrosine kinase, organism-specific biosystem;
<b>Function</b>	glial cell-derived neurotrophic factor receptor activity; integrin binding; receptor activity; receptor binding;

 Tel: 1-631-559-9269 1-516-512-3133

 Email: [info@creative-biomart.com](mailto:info@creative-biomart.com)  Fax: 1-631-938-8127

 45-1 Ramsey Road, Shirley, NY 11967, USA