

Recombinant Human ICAM2 protein, His-tagged

Cat. No. ICAM2-3163H Lot. No. (See product label)

SPECIFICATION

Product Overview Recombinant Human ICAM2 (Ser22-Gln223) protein was fused to His-tag at C-terminus and expressed in human 293 cells (HEK293).

Species Human

Source HEK293


ProteinLength Ser22-Gln223

Description Intercellular adhesion molecule 2 (ICAM2) is also known as CD antigen CD102, which belongs to the immunoglobulin superfamily and ICAM family. ICAM2 contains two Ig-like C2-type (immunoglobulin-like) domains. ICAM proteins are ligands for the leukocyte adhesion protein LFA-1 (integrin alpha-L/beta-2). ICAM2/CD102 may play a role in lymphocyte recirculation by blocking LFA-1-dependent cell adhesion. It mediates adhesive interactions important for antigen-specific immune response, NK-cell mediated clearance, lymphocyte recirculation, and other cellular interactions important for immune response and surveillance.

Predicted N Terminal Ser22

Form Lyophilized from 0.22 µm filtered solution in PBS, pH7.4, 10% trehalose.

Molecular Mass The protein has a calculated MW of 23.3 kDa. The protein migrates as 40-63 kDa under reducing (R) condition (SDS-PAGE) due to glycosylation.

 Tel: 1-631-559-9269 1-516-512-3133

 Email: info@creative-biomart.com  Fax: 1-631-938-8127

 45-1 Ramsey Road, Shirley, NY 11967, USA

Endotoxin	Less than 1.0 EU per µg by the LAL method.
Purity	>95% as determined by SDS-PAGE.
Storage	<p>For long term storage, the product should be stored at lyophilized state at -20 centigrade or lower.</p> <p>Please avoid repeated freeze-thaw cycles.</p> <p>This product is stable after storage at:</p> <p>-20 to -70 centigrade for 12 months in lyophilized state; -70 centigrade for 3 months under sterile conditions after reconstitution.</p>
Reconstitution	It is recommended that sterile water be added to the vial to prepare a stock solution of 0.2 ug/ul. Centrifuge the vial at 4°C before opening to recover the entire contents.

GENE INFORMATION


Gene Name	ICAM2
Official Symbol	ICAM2
Synonyms	ICAM2; intercellular adhesion molecule 2; CD102; ICAM-2
Gene ID	3384
mRNA Refseq	NM_000873
Protein Refseq	NP_000864
MIM	146630
UniProt ID	P13598

 Tel: 1-631-559-9269 1-516-512-3133


 Email: info@creative-biomart.com  Fax: 1-631-938-8127

 45-1 Ramsey Road, Shirley, NY 11967, USA

SDS-PAGE of ICAM2-3163H



Human ICAM-2, His Tag on SDS-PAGE under reducing (R) condition. The gel was stained overnight with Coomassie Blue. The purity of the protein is greater than 95%.

 Tel: 1-631-559-9269 1-516-512-3133

 Email: info@creative-biomart.com  Fax: 1-631-938-8127

 45-1 Ramsey Road, Shirley, NY 11967, USA