

Recombinant Mouse IFNG cell lysate


Cat. No. IFNG-1797MCL Lot. No. (See product label)

SPECIFICATION

Product Overview	Mouse IFNG / Interferon Gamma derived in Human Cells. The whole cell lysate is provided in 1X Sample Buffer. Browse all transfected cell lysate positive controls
Species	Mouse
Source	Human Cells
Preparation method	Transfected cells were cultured for 48hrs before collection. The cells were lysed in modified RIPA buffer with cocktail of protease inhibitors. Cell debris was removed by centrifugation and then centrifuged to clarify the lysate. The cell lysate was boiled for 5 minutes in 1 x SDS sample buffer (50 mM Tris-HCl pH 6.8, 12.5% glycerol, 1% sodium dodecylsulfate, 0.01% bromophenol blue) containing 5% b-mercaptoethanol, and lyophilized.
Lysis buffer	Modified RIPA Lysis Buffer: 50 mM Tris-HCl pH 7.4, 150 mM NaCl, 1mM EDTA, 1% Triton X-100, 0.1% SDS, 1% Sodium deoxycholate, 1mM PMSF
Quality control Testing	12.5% SDS-PAGE Stained with Coomassie Blue
Recommended Usage	1. Centrifuge the tube for a few seconds and ensure the pellet at the bottom of the tube. 2. Re-dissolve the pellet using 200µL pure water and boiled for 2-5 min. 3. Store it at -80°C. Recommend to aliquot the cell lysate into smaller quantities for optimal storage. Avoid repeated freeze-thaw cycles. Notes: The lysate is ready to load on SDS-PAGE for Western blot application. If dissociating conditions are required, add

 Tel: 1-631-559-9269 1-516-512-3133

 Email: info@creative-biomart.com  Fax: 1-631-938-8127

 45-1 Ramsey Road, Shirley, NY 11967, USA

reducing agent prior to heating.

Stability

Samples are stable for up to twelve months from date of receipt at -80°C

Storage Buffer

50 mM Tris-HCl pH 7.4, 150 mM NaCl, 1mM EDTA, 1% Triton X-100, 0.1% SDS, 1% Sodium deoxycholate, 1mM PMSF

Storage Instruction

Lysate samples are stable for 12 months from date of receipt when stored at -80°C. Avoid repeated freeze-thaw cycles. Prior to SDS-PAGE fractionation, boil the lysate for 5 minutes.

GENE INFORMATION

Gene Name

[Ifng](#) interferon gamma [[Mus musculus](#)]

Official Symbol

IFNG

Synonyms

IFNG; interferon gamma; IFN-gamma; gamma interferon; Ifg; IFN-g;

Gene ID

[15978](#)

mRNA Refseq

[NM_008337](#)

Protein Refseq

[NP_032363](#)

Pathway

African trypanosomiasis, organism-specific biosystem; African trypanosomiasis, conserved biosystem; Allograft rejection, organism-specific biosystem; Allograft rejection, conserved biosystem; Amoebiasis, organism-specific biosystem; Amoebiasis, conserved biosystem; Antigen processing and presentation, organism-specific biosystem;

 Tel: 1-631-559-9269 1-516-512-3133


 Email: info@creative-biomart.com  Fax: 1-631-938-8127

 45-1 Ramsey Road, Shirley, NY 11967, USA




Function

cytokine activity; interferon-gamma receptor binding;

 Tel: 1-631-559-9269 1-516-512-3133

 Email: info@creative-biomart.com  Fax: 1-631-938-8127

 45-1 Ramsey Road, Shirley, NY 11967, USA