

Recombinant Human IL11 Protein, His-tagged

Cat. No. IL11-2289H Lot. No. (See product label)

SPECIFICATION

Product Overview	Recombinant Human IL11 Protein (Pro22-Leu199) with a N-His tag was expressed in E. coli.
Species	Human
Source	E.coli
ProteinLength	Pro22-Leu199
Description	The protein encoded by this gene is a member of the gp130 family of cytokines. These cytokines drive the assembly of multisubunit receptor complexes, all of which contain at least one molecule of the transmembrane signaling receptor IL6ST (gp130). This cytokine is shown to stimulate the T-cell-dependent development of immunoglobulin-producing B cells. It is also found to support the proliferation of hematopoietic stem cells and megakaryocyte progenitor cells. Alternatively spliced transcript variants encoding distinct isoforms have been found for this gene.
Form	Freeze-dried powder
Molecular Mass	Predicted Molecular Mass: 25.4 kDa Accurate Molecular Mass: 27 kDa
Endotoxin	<1.0 EU per 1g (determined by the LAL method).
Purity	> 90%

 Tel: 1-631-559-9269 1-516-512-3133

 Email: info@creative-biomart.com  Fax: 1-631-938-8127

 45-1 Ramsey Road, Shirley, NY 11967, USA

Applications	Cell culture; Activity Assays.
Stability	The thermal stability is described by the loss rate. The loss rate was determined by accelerated thermal degradation test, that is, incubate the protein at 37 centigrade for 48h, and no obvious degradation and precipitation were observed. The loss rate is less than 5% within the expiration date under appropriate storage condition.
Storage	Avoid repeated freeze/thaw cycles. Store at 2-8 centigrade for one month. Aliquot and store at -80 centigrade for 12 months.
Storage Buffer	20mM Tris, 150mM NaCl, pH8.0, containing 1mM EDTA, 1mM DTT, 0.01% SKL, 5% Trehalose and Proclin300.
Reconstitution	Reconstitute in 20mM Tris, 150mM NaCl (pH8.0) to a concentration of 0.1-1.0 mg/mL. Do not vortex.

GENE INFORMATION

Gene Name	IL11 interleukin 11 [Homo sapiens (human)]
Official Symbol	IL11
Synonyms	IL11; interleukin 11; interleukin-11; adipogenesis inhibitory factor; AGIF; IL 11; oprelvekin; IL-11;
Gene ID	3589
mRNA Refseq	NM_000641
Protein Refseq	NP_000632

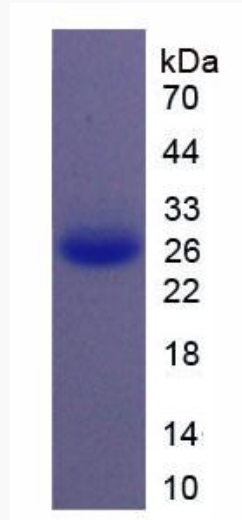
 Tel: 1-631-559-9269 1-516-512-3133

 Email: info@creative-biomart.com  Fax: 1-631-938-8127


 45-1 Ramsey Road, Shirley, NY 11967, USA

MIM 147681

UniProt ID P20809



WB

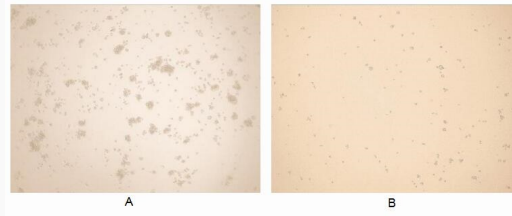


 Tel: 1-631-559-9269 1-516-512-3133

 Email: info@creative-biomart.com  Fax: 1-631-938-8127

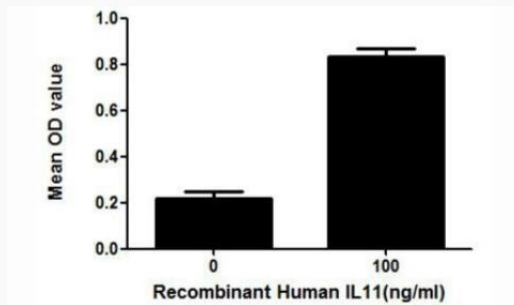
 45-1 Ramsey Road, Shirley, NY 11967, USA

Bioactivity



Cell proliferation of Jurkat cells after stimulated with IL11.

Bioactivity



Cell proliferation of Jurkat cells after stimulated with IL11.