

# Active Recombinant Human IL2 Protein (Ala21-Thr153), GMP Grade, Animal-Free

Cat. No. IL2-01HG Lot. No. (See product label)

## SPECIFICATION

**Product Overview** GMP Recombinant Human IL2 Protein, Ala21-Thr153 (Cys145Ser), with and without an N-terminal Met was expressed in E. coli and produced using non-animal reagents in an animal-free laboratory under cGMP guidelines.

**Species** Human

**Source** E.coli

**ProteinLength** Ala21-Thr153

**Description** This gene is a member of the interleukin 2 (IL2) cytokine subfamily which includes IL4, IL7, IL9, IL15, IL21, erythropoietin, and thrombopoietin. The protein encoded by this gene is a secreted cytokine produced by activated CD4+ and CD8+ T lymphocytes, that is important for the proliferation of T and B lymphocytes. The receptor of this cytokine (IL2R) is a heterotrimeric protein complex whose gamma chain is also shared by IL4 and IL7. The expression of this gene in mature thymocytes is monoallelic, which represents an unusual regulatory mode for controlling the precise expression of a single gene. The targeted disruption of a similar gene in mice leads to ulcerative colitis-like disease, which suggests an essential role of this gene in the immune response to antigenic stimuli.

**Bio-activity** Measured in a cell proliferation assay using CTLL-2 mouse cytotoxic T cells. The ED50 for this effect is 0.0300-0.250 ng/mL.

 Tel: 1-631-559-9269 1-516-512-3133

 Email: [info@creative-biomart.com](mailto:info@creative-biomart.com)  Fax: 1-631-938-8127

 45-1 Ramsey Road, Shirley, NY 11967, USA

The specific activity of recombinant human IL-2 is  $>5.00 \times 10^6$  IU/mg, which is calibrated against the human IL-2 WHO International Standard.

**Molecular Mass**

Predicted Molecular Mass: 15.5 kDa  
SDS-PAGE: 13 kDa, under reducing conditions.

**N-terminal Sequence Analysis**

Ala21 & Met

**Endotoxin**

< 0.01 EU/μg of the protein by the LAL method.

**Purity**

> 97%, by SDS-PAGE visualized with Silver Staining and quantitative densitometry by Coomassie® Blue Staining.

**Storage**

Use a manual defrost freezer and avoid repeated freeze-thaw cycles.  
12 months from date of receipt, -20 to -70 centigrade as supplied.  
1 month, 2 to 8 centigrade under sterile conditions after reconstitution.  
3 months, -20 to -70 centigrade under sterile conditions after reconstitution.

**Storage Buffer**

Lyophilized from a 0.2 μm filtered solution in Sodium Acetate with Trehalose.

**Reconstitution**

Reconstitute at 500 μg/mL in sterile deionized water.

**Shipping**

The product is shipped at ambient temperature.

## GENE INFORMATION

**Gene Name**

IL2 interleukin 2 [ Homo sapiens ]

**Official Symbol**

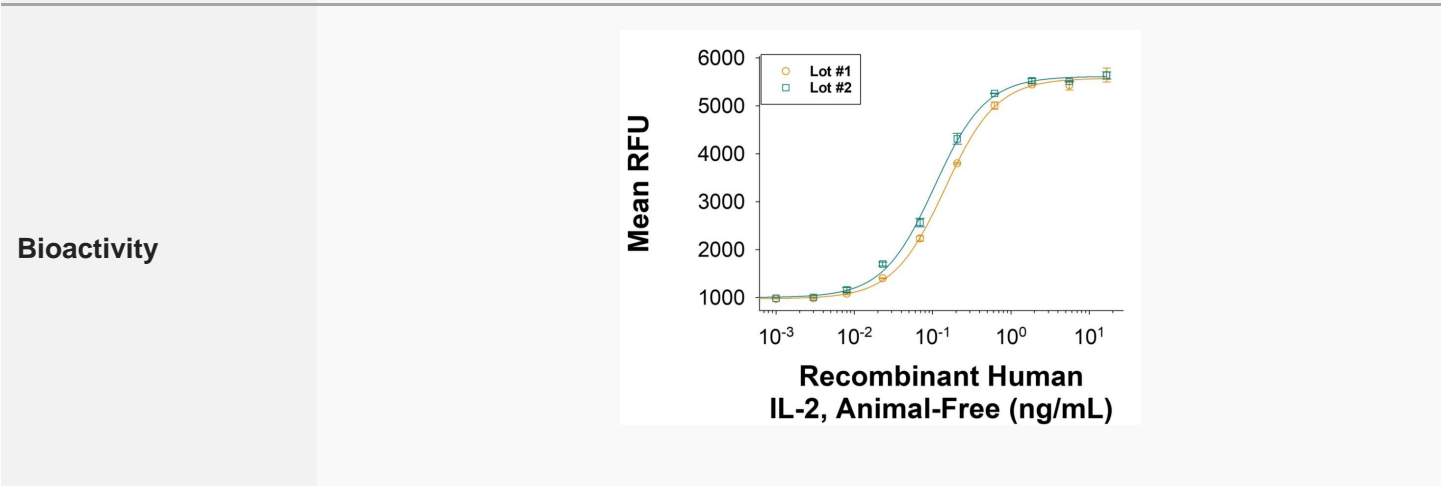
IL2

 Tel: 1-631-559-9269 1-516-512-3133

 Email: [info@creative-biomart.com](mailto:info@creative-biomart.com)  Fax: 1-631-938-8127

 45-1 Ramsey Road, Shirley, NY 11967, USA

<b>Synonyms</b>	IL2; interleukin 2; interleukin-2; IL 2; T cell growth factor; TCGF; aldesleukin; involved in regulation of T-cell clonal expansion; IL-2; lymphokine
<b>Gene ID</b>	3558
<b>mRNA Refseq</b>	NM_000586
<b>Protein Refseq</b>	NP_000577
<b>MIM</b>	147680
<b>UniProt ID</b>	P60568

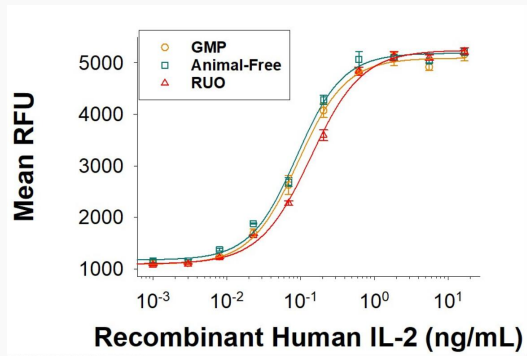


Tel: 1-631-559-9269 1-516-512-3133

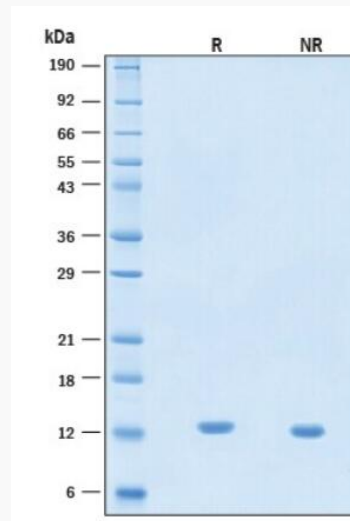
Email: [info@creative-biomart.com](mailto:info@creative-biomart.com) Fax: 1-631-938-8127


45-1 Ramsey Road, Shirley, NY 11967, USA

**Bioactivity**



**SDS-PAGE**



 Tel: 1-631-559-9269 1-516-512-3133

 Email: [info@creative-biomart.com](mailto:info@creative-biomart.com)  Fax: 1-631-938-8127

 45-1 Ramsey Road, Shirley, NY 11967, USA