

Recombinant Human JAK2 (JH2 Domain) Protein, His/Avi-tagged, Biotin-labeled

Cat. No. JAK2-25H Lot. No. (See product label)

SPECIFICATION

Product Overview Recombinant human JAK2 (Janus Kinase 2) encompassing amino acids 513-827, containing the pseudo-kinase domain JH2. This construct contains a C-terminal His-tag (6xHis) followed by an Avi-Tag™. The protein was enzymatically biotinylated using the Avi-Tag™ and affinity purified. This protein is enzymatically biotinylated using Avi-Tag™ technology. Biotinylation is confirmed to be ≥90%.

Species Human

Source Insect Cells

ProteinLength 513-827

Description This gene encodes a non-receptor tyrosine kinase that plays a central role in cytokine and growth factor signalling. The primary isoform of this protein has an N-terminal FERM domain that is required for erythropoietin receptor association, an SH2 domain that binds STAT transcription factors, a pseudokinase domain and a C-terminal tyrosine kinase domain. Cytokine binding induces autophosphorylation and activation of this kinase. This kinase then recruits and phosphorylates signal transducer and activator of transcription (STAT) proteins. Growth factors like TGF-beta 1 also induce phosphorylation and activation of this kinase and translocation of downstream STAT proteins to the nucleus where they influence gene transcription. Mutations in this gene are associated with numerous inflammatory diseases and malignancies. This gene is a downstream target of the pleiotropic cytokine IL6 that is produced by B

 Tel: 1-631-559-9269 1-516-512-3133

 Email: info@creative-biomart.com  Fax: 1-631-938-8127

 45-1 Ramsey Road, Shirley, NY 11967, USA

cells, T cells, dendritic cells and macrophages to produce an immune response or inflammation. Disregulation of the IL6/JAK2/STAT3 signalling pathways produces increased cellular proliferation and myeloproliferative neoplasms of hematopoietic stem cells. A nonsynonymous mutation in the pseudokinase domain of this gene disrupts the domains inhibitory effect and results in constitutive tyrosine phosphorylation activity and hypersensitivity to cytokine signalling. This gene and the IL6/JAK2/STAT3 signalling pathway is a therapeutic target for the treatment of excessive inflammatory responses to viral infections. Alternative splicing results in multiple transcript variants encoding distinct isoforms.

Form Aqueous buffer solution

Molecular Mass 39 kDa

Purity ≥ 90%

Storage At least 6 months at –80 centigrade.

Storage Buffer 40 mM Tris-HCl, pH 8.0, 300 mM NaCl, 2.2 mM KCl, 20% glycerol, 0.2 mM TCEP

Conjugation Biotin

GENE INFORMATION

Gene Name JAK2 Janus kinase 2 [Homo sapiens (human)]

Official Symbol JAK2

Synonyms JAK2; Janus kinase 2; JTK10; tyrosine-protein kinase JAK2; JAK-2; Janus kinase 2 (a protein tyrosine kinase); EC 2.7.10.2; jak; jh1

 Tel: 1-631-559-9269 1-516-512-3133

 Email: info@creative-biomart.com  Fax: 1-631-938-8127

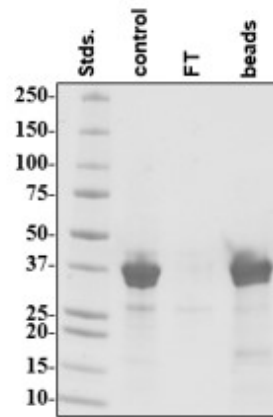
 45-1 Ramsey Road, Shirley, NY 11967, USA


Gene ID	3717
mRNA Refseq	NM_004972
Protein Refseq	NP_004963
MIM	147796
UniProt ID	O60674




**Biotin-Avidin
Pulldown**

Biotin-Avidin Pulldown



 Tel: 1-631-559-9269 1-516-512-3133

 Email: info@creative-biomart.com  Fax: 1-631-938-8127

 45-1 Ramsey Road, Shirley, NY 11967, USA