

Active Recombinant Rat Jag1 Protein (Ser32-Asp1067), C-6xHis-tagged

Cat. No. Jag1-12R Lot. No. (See product label)

SPECIFICATION

Product Overview	Recombinant Rat Jag1 Protein (Ser32-Asp1067) with substitutions GGARN56-60AE and DR63-64TLVRPY and a C-terminal 6-His tag was expressed in Mouse myeloma cell line.
Species	Rat
Source	NS0
ProteinLength	Ser32-Asp1067
Description	Enables Notch binding activity and receptor ligand activity. Involved in several processes, including animal organ regeneration; inner ear auditory receptor cell differentiation; and positive regulation of cardiac epithelial to mesenchymal transition. Located in plasma membrane. Human ortholog(s) of this gene implicated in Alagille syndrome; congenital heart disease; multiple sclerosis; and tetralogy of Fallot. Orthologous to human JAG1 (jagged canonical Notch ligand 1).
Bio-activity	Measured by the ability of the immobilized protein to enhance BMP-2 induced alkaline phosphatase activity in C3H10T1/2 mouse embryonic fibroblast cells. The ED50 for this effect is 0.4-2.4 µg/mL.
Molecular Mass	Predicted Molecular Mass: 114 kDa SDS-PAGE: 134-160 kDa, reducing conditions

 Tel: 1-631-559-9269 1-516-512-3133

 Email: info@creative-biomart.com  Fax: 1-631-938-8127

 45-1 Ramsey Road, Shirley, NY 11967, USA

N-terminal Sequence Analysis	Ser32
Endotoxin	<0.10 EU/μg of the protein by the LAL method.
Purity	>95%, by SDS-PAGE visualized with Silver Staining and quantitative densitometry by Coomassie Blue Staining.
Storage	12 months from date of receipt, ≤ -20 centigrade as supplied. 1 month, 2 to 8 centigrade under sterile conditions after reconstitution. 3 months, ≤ -20 centigrade under sterile conditions after reconstitution.
Storage Buffer	Lyophilized from a 0.2 μm filtered solution in PBS with Trehalose.
Reconstitution	Reconstitute at 500 μg/mL in PBS.
Shipping	The product is shipped at ambient temperature.

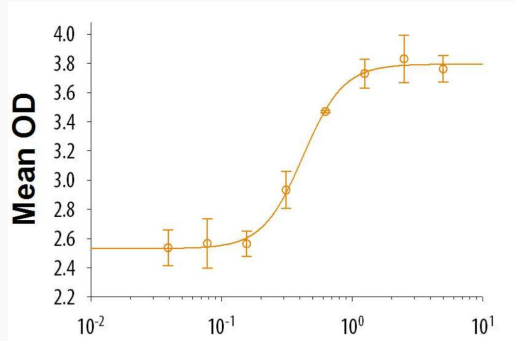
GENE INFORMATION

Gene Name	Jag1 jagged canonical Notch ligand 1 [<i>Rattus norvegicus</i> (Norway rat)]
Official Symbol	Jag1
Synonyms	Jag1; jagged canonical Notch ligand 1; protein jagged-1; jagged 1
Gene ID	29146
mRNA Refseq	NM_019147
Protein Refseq	NP_062020

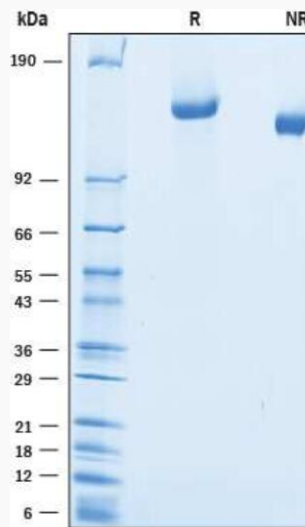
 Tel: 1-631-559-9269 1-516-512-3133

 Email: info@creative-biomart.com  Fax: 1-631-938-8127


 45-1 Ramsey Road, Shirley, NY 11967, USA

UniProt ID
G3V710
Bioactivity



Immobilized Recombinant Rat Jagged 1 enhances Recombinant Human/Mouse/Rat BMP-2 Recombinant Human BMP-2 alkaline phosphatase inducing activity in C3H10T1/2 mouse embryonic fibroblast cells. The ED50 for this effect is 0.4-2.4 µg/mL.

SDS-PAGE


2 µg/lane of Recombinant Rat Jagged 1 was resolved with SDS-PAGE under

 Tel: 1-631-559-9269 1-516-512-3133

 Email: info@creative-biomart.com  Fax: 1-631-938-8127

 45-1 Ramsey Road, Shirley, NY 11967, USA



reducing (R) and non-reducing (NR) conditions and visualized by Coomassie blue staining, showing bands at 134-160 kDa.

 Tel: 1-631-559-9269 1-516-512-3133

 Email: info@creative-biomart.com  Fax: 1-631-938-8127

 45-1 Ramsey Road, Shirley, NY 11967, USA