

# Recombinant Full Length Human LGALS9 Protein, C-Flag-tagged

**Cat. No.** LGALS9-1547HFL    **Lot. No.** (See product label)

## SPECIFICATION

|                         |  |
|-------------------------|--|
| <b>Product Overview</b> | Recombinant Full Length Human LGALS9 Protein, fused to Flag-tag at C-terminus, was expressed in Mammalian cells.   |
| <b>Species</b>          | Human  |
| <b>Source</b>           | Mammalian Cells  |
| <b>Description</b>      | The galectins are a family of beta-galactoside-binding proteins implicated in modulating cell-cell and cell-matrix interactions. The protein encoded by this gene is an S-type lectin. It is overexpressed in Hodgkin's disease tissue and might participate in the interaction between the H&RS cells with their surrounding cells and might thus play a role in the pathogenesis of this disease and/or its associated immunodeficiency. Multiple alternatively spliced transcript variants have been found for this gene. |
| <b>Form</b>             | 25 mM Tris HCl, pH 7.3, 100 mM glycine, 10% glycerol.  |
| <b>Molecular Mass</b>   | 39.3 kDa   |
| <b>AA Sequence</b>      | MAFSGSQAPYLSPA VPFSGTIQGGLQDGLQITVNGTVLSSSGTRFAVNFQTGFSGN<br>DIAFHFNPRFEDGG YVVCNTRQNGSWGPEERKTHMPFQKGMPPDLCFLVQSSDF<br>KVMVNGILFVQYFHRVPFHRVDTISVNGSV QLSYISFQNPRTVPVQPAFSTVPFSQP<br>VCFPPRPRGRRQKPPGVWPANPAPITQTVIHTVQSAPGQMFST PAIPPMYPHPA<br>YPMPFITLGLYPSKSILLSGTVLPSAQRFHINLCSGNHIAFHNLNPRFDENAVVRN T  |

 Tel: 1-631-559-9269    1-516-512-3133

 Email: [info@creative-biomart.com](mailto:info@creative-biomart.com)     Fax: 1-631-938-8127

 45-1 Ramsey Road, Shirley, NY 11967, USA

QIDNSWGSEERSLPRKMPFVRGQSFSVWILCEAHCLKVAVDGQHLFEYYHRLRNLP  
 TINRLEVGGDIQL  
 THVQTRTRPRLKLISEEDLAANDILDYKDDDDKV

**Purity** > 80% as determined by SDS-PAGE and Coomassie blue staining.

**Stability** Stable for 12 months from the date of receipt of the product under proper storage and handling conditions. Avoid repeated freeze-thaw cycles.

**Storage** Store at -80 centigrade.

**Concentration** >50 ug/mL as determined by microplate BCA method.

**Preparation** Recombinant protein was captured through anti-DDK affinity column followed by conventional chromatography steps.

**Full Length** Full L.

## GENE INFORMATION

**Gene Name** [LGALS9 galectin 9 \[ Homo sapiens \(human\) \]](#)

**Official Symbol** [LGALS9](#)

**Synonyms** HUAT; LGALS9A


**Gene ID** [3965](#)

**mRNA Refseq** [NM\\_009587.3](#)

**Protein Refseq** [NP\\_033665.1](#)


 Tel: 1-631-559-9269 1-516-512-3133

 Email: [info@creative-biomart.com](mailto:info@creative-biomart.com)  Fax: 1-631-938-8127


 45-1 Ramsey Road, Shirley, NY 11967, USA

**MIM** 601879

**UniProt ID** O00182



Coomassie blue staining of purified LGALS9 protein.

 Tel: 1-631-559-9269 1-516-512-3133

 Email: [info@creative-biomart.com](mailto:info@creative-biomart.com)  Fax: 1-631-938-8127

 45-1 Ramsey Road, Shirley, NY 11967, USA