

Recombinant Mouse Map1s protein, His&Myc-tagged

Cat. No. Map1s-5653M Lot. No. (See product label)

SPECIFICATION

Product Overview	Recombinant Mouse Map1s protein(Q8C052)(743-973aa), fused with N-terminal His tag and C-terminal Myc tag, was expressed in E.coli.
Species	Mouse
Source	E.coli
ProteinLength	743-973a.a.
Tag	His&Myc
Form	If the delivery form is liquid, the default storage buffer is Tris/PBS-based buffer, 5%-50% glycerol. If the delivery form is lyophilized powder, the buffer before lyophilization is Tris/PBS-based buffer, 6% Trehalose, pH 8.0.
Molecular Mass	32.1 kDa
Purity	Greater than 90% as determined by SDS-PAGE.
Storage	Store at -20°C/-80°C upon receipt, aliquoting is necessary for mutiple use. Avoid repeated freeze-thaw cycles.
Reconstitution	We recommend that this vial be briefly centrifuged prior to opening to bring the contents to the bottom. Please reconstitute protein in deionized sterile water to a concentration of 0.1-1.0 mg/mL.We recommend to add 5-50% of glycerol (final

 Tel: 1-631-559-9269 1-516-512-3133

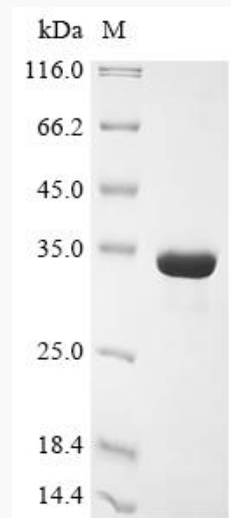
 Email: info@creative-biomart.com  Fax: 1-631-938-8127


 45-1 Ramsey Road, Shirley, NY 11967, USA

concentration) and aliquot for long-term storage at -20°C/-80°C.


AA Sequence

VPPPLPDVPGICMVDPEALPPRARQLNTTNPSRSRKAPARPSSASATPRAATVAA
KTKGPAGDRNRPLSARSEPADRPGRVPLTRKPSVPKTVPKMASATRLSSGSPGRP
APLAAGSPVYLDLAYLPGGGAGHLDQNFFLRVRALCYVISGQGQRQEEGLRAVLDA
LLAGKRQWDLDLQVTLIPTFDSAVMHRWYEETHAQHQALGIRVLGSGSLVSMQDEA
FPACKVEF

SDS-PAGE

 Tel: 1-631-559-9269 1-516-512-3133

 Email: info@creative-biomart.com  Fax: 1-631-938-8127

 45-1 Ramsey Road, Shirley, NY 11967, USA