

Recombinant Avian infectious bronchitis virus N protein, His-tagged

Cat. No. N-1468A Lot. No. (See product label)

SPECIFICATION


Product Overview	Recombinant Avian infectious bronchitis virus N protein(P12648)(1-409aa), fused to C-terminal His tag, was expressed in HEK293.
Species	Avian infectious bronchitis virus
Source	HEK293
ProteinLength	1-409aa
Form	If the delivery form is liquid, the default storage buffer is Tris/PBS-based buffer, 5%-50% glycerol. If the delivery form is lyophilized powder, the buffer before lyophilization is Tris/PBS-based buffer, 6% Trehalose, pH 8.0.
Molecular Mass	47.2 kDa
Purity	Greater than 85% as determined by SDS-PAGE.
Storage	Store at -20°C/-80°C upon receipt, aliquoting is necessary for multiple use. Avoid repeated freeze-thaw cycles.
Reconstitution	It is recommended that sterile water be added to the vial to prepare a stock solution of 0.2 ug/ul. Centrifuge the vial at 4°C before opening to recover the entire contents.


 Tel: 1-631-559-9269 1-516-512-3133

 Email: info@creative-biomart.com  Fax: 1-631-938-8127


 45-1 Ramsey Road, Shirley, NY 11967, USA

SDS-PAGE



 Tel: 1-631-559-9269 1-516-512-3133

 Email: info@creative-biomart.com  Fax: 1-631-938-8127

 45-1 Ramsey Road, Shirley, NY 11967, USA