

## Recombinant Human NCSTN cell lysate

Cat. No. NCSTN-2528HCL Lot. No. (See product label)

### SPECIFICATION

<b>Product Overview</b>	Human NCSTN / Nicastrin derived in Human Cells. The whole cell lysate is provided in 1X Sample Buffer. Browse all transfected cell lysate positive controls
<b>Species</b>	Human
<b>Source</b>	Human Cells
<b>Preparation method</b>	Transfected cells were cultured for 48hrs before collection. The cells were lysed in modified RIPA buffer with cocktail of protease inhibitors. Cell debris was removed by centrifugation and then centrifuged to clarify the lysate. The cell lysate was boiled for 5 minutes in 1 x SDS sample buffer (50 mM Tris-HCl pH 6.8, 12.5% glycerol, 1% sodium dodecylsulfate, 0.01% bromophenol blue) containing 5% b-mercaptoethanol, and lyophilized.
<b>Lysis buffer</b>	Modified RIPA Lysis Buffer: 50 mM Tris-HCl pH 7.4, 150 mM NaCl, 1mM EDTA, 1% Triton X-100, 0.1% SDS, 1% Sodium deoxycholate, 1mM PMSF
<b>Quality control Testing</b>	12.5% SDS-PAGE Stained with Coomassie Blue
<b>Recommended Usage</b>	1. Centrifuge the tube for a few seconds and ensure the pellet at the bottom of the tube. 2. Re-dissolve the pellet using 200µL pure water and boiled for 2-5 min. 3. Store it at -80°C. Recommend to aliquot the cell lysate into smaller quantities for optimal storage. Avoid repeated freeze-thaw cycles. Notes: The lysate is ready to load on SDS-PAGE for Western blot application. If dissociating conditions are required, add

 Tel: 1-631-559-9269 1-516-512-3133

 Email: [info@creative-biomart.com](mailto:info@creative-biomart.com)  Fax: 1-631-938-8127

 45-1 Ramsey Road, Shirley, NY 11967, USA

reducing agent prior to heating.

**Stability**

Samples are stable for up to twelve months from date of receipt at -80°C

**Storage Buffer**

50 mM Tris-HCl pH 7.4, 150 mM NaCl, 1mM EDTA, 1% Triton X-100, 0.1% SDS, 1% Sodium deoxycholate, 1mM PMSF

**Storage Instruction**

Lysate samples are stable for 12 months from date of receipt when stored at -80°C. Avoid repeated freeze-thaw cycles. Prior to SDS-PAGE fractionation, boil the lysate for 5 minutes.

## GENE INFORMATION

**Gene Name**

NCSTN nicastrin [ [Homo sapiens](#) ]

**Official Symbol**

NCSTN

**Synonyms**

NCSTN; nicastrin; APH2; KIAA0253; ATAG1874; anterior pharynx-defective 2; RP11-517F10.1;

**Gene ID**

[23385](#)

**mRNA Refseq**

[NM\\_015331](#)

**Protein Refseq**

[NP\\_056146](#)

**MIM**

[605254](#)

**UniProt ID**


[Q92542](#)

**Chromosome Location**

1q22-q23

 Tel: 1-631-559-9269 1-516-512-3133

 Email: [info@creative-biomart.com](mailto:info@creative-biomart.com)  Fax: 1-631-938-8127


 45-1 Ramsey Road, Shirley, NY 11967, USA

**Pathway**


Activated NOTCH1 Transmits Signal to the Nucleus, organism-specific biosystem; Alzheimers disease, organism-specific biosystem; Alzheimers disease, conserved biosystem; Cell death signalling via NRAGE, NRIF and NADE, organism-specific biosystem; Delta-Notch Signaling Pathway, organism-specific biosystem; NRIF signals cell death from the nucleus, organism-specific biosystem; Notch signaling pathway, organism-specific biosystem;

**Function**

aspartic-type endopeptidase activity; endopeptidase activity; peptidase activity; protein binding;

 Tel: 1-631-559-9269 1-516-512-3133

 Email: [info@creative-biomart.com](mailto:info@creative-biomart.com)  Fax: 1-631-938-8127

 45-1 Ramsey Road, Shirley, NY 11967, USA