

Recombinant Human NECTIN4 Protein, His&T7 tagged, Biotinylated

Cat. No. NECTIN4-8049HB **Lot. No.** (See product label)

SPECIFICATION

Product Overview	Biotinylated recombinant Human NECTIN4 Protein (31-317 aa) with His&T7 tag was expressed in E. coli.
Species	Human
Source	E.coli
ProteinLength	31-317 aa
Conjugation/Label	Biotin
Description	<p>This gene encodes a member of the nectin family. The encoded protein contains two immunoglobulin-like (Ig-like) C2-type domains and one Ig-like V-type domain. It is involved in cell adhesion through trans-homophilic and -heterophilic interactions. It is a single-pass type I membrane protein. The soluble form is produced by proteolytic cleavage at the cell surface by the metalloproteinase ADAM17/TACE. The secreted form is found in both breast tumor cell lines and breast tumor patients. Mutations in this gene are the cause of ectodermal dysplasia-syndactyly syndrome type 1, an autosomal recessive disorder. Alternatively spliced transcript variants have been found but the full-length nature of the variant has not been determined.</p>
Molecular Mass	35 kDa
AASequence	MHHHHHHHHHHSSGLVPRGSHMASMTGGQQMGRGSAGELETSVVTVVLGQDA

 Tel: 1-631-559-9269 1-516-512-3133

 Email: info@creative-biomart.com  Fax: 1-631-938-8127

 45-1 Ramsey Road, Shirley, NY 11967, USA

KLPCFYRGDSGEQVGQVAWARVDAGEGAQELALLHSKYGLHVSPAYEGRVEQPPP
 PRNPLDGSVLLRNAVQADEGEYECRVSTFPAGSFQARLRLRVLPPLPSLNPGPAL
 EEGQGLTLAASCTAEGSPAPSVTDTEVKGTTSSRSFKHSRSAAVTSEFHLVPSRS
 MNGQPLTCVVSHPGLLQDQRITHILHVSFLAEASVRGLEDQNLWHIGREGAMLKCLS
 EGQPPPSYNWTRLDGPLPSGVRVDGDTLGFPLTTEHSGIYVCHV

Endotoxin < 1 EU/μg by LAL

Purity > 90% by SDS-PAGE

Storage Store it under sterile conditions at -20 to -80 centigrade. It is recommended that the protein be aliquoted for optimal storage. Avoid repeated freeze-thaw cycles.

Concentration 0.25 mg/mL by BCA

Storage Buffer Sterile PBS, pH7.4, 0.01% SKL

Labeling Efficiency 2.49 by HABA

GENE INFORMATION

Gene Name [NECTIN4](#) [nectin cell adhesion molecule 4 \[Homo sapiens \(human\) \]](#)

Official Symbol [NECTIN4](#)

Synonyms NECTIN4; nectin cell adhesion molecule 4; LNIR; PRR4; EDSS1; PVRL4; nectin-4; nectin-4; Ig superfamily receptor LNIR; nectin 4; poliovirus receptor-related 4; poliovirus receptor-related protein 4

Gene ID [81607](#)

 Tel: 1-631-559-9269 1-516-512-3133

 Email: info@creative-biomart.com  Fax: 1-631-938-8127

 45-1 Ramsey Road, Shirley, NY 11967, USA

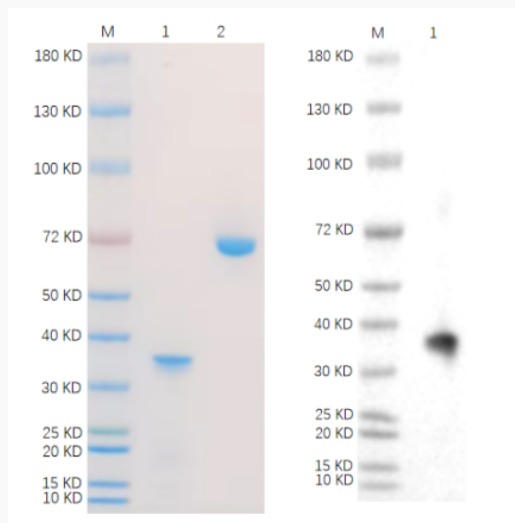
mRNA Refseq NM_030916

Protein Refseq NP_112178

MIM 609607

UniProt ID Q96NY8

SDS-PAGE and WB



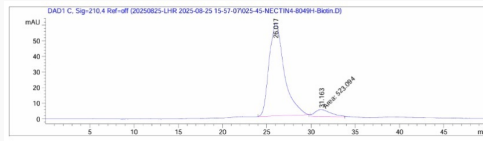
Reducing 4%-20% SDS-PAGE (CBB stained) and WB (Anti-His Mouse Monoclonal antibody) analysis profiles of purified NECTIN4. 1. NECTIN4: 1 µg 2. BSA: 1 µg

Tel: 1-631-559-9269 1-516-512-3133

Email: info@creative-biomart.com Fax: 1-631-938-8127

45-1 Ramsey Road, Shirley, NY 11967, USA

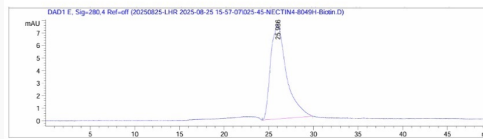
SEC-HPLC analysis profiles of purified NECTIN4.



Signal 1: DAD1 C, Sig=210.4 Ref=off

Peak #	RetTime [min]	Type	Width [min]	Area [mAU*s]	Height [mAU]	Area %
1	26.017	BB	1.4900	7061.44922	59.52465	93.1032
2	31.163	MM	2.0391	523.09418	4.27560	6.8968

Totals : 7584.54340 63.80025



Signal 2: DAD1 E, Sig=280.4 Ref=off

Peak #	RetTime [min]	Type	Width [min]	Area [mAU*s]	Height [mAU]	Area %
1	25.986	BB	1.4619	930.47595	7.53897	100.0000

Totals : 930.47595 7.53897

Tel: 1-631-559-9269 1-516-512-3133

Email: info@creative-biomart.com Fax: 1-631-938-8127

45-1 Ramsey Road, Shirley, NY 11967, USA