

Recombinant Mouse NGFR cell lysate


Cat. No. NGFR-1679MCL Lot. No. (See product label)

SPECIFICATION

Product Overview	Mouse NGFR / P75 derived in Human Cells. The whole cell lysate is provided in 1X Sample Buffer. Browse all transfected cell lysate positive controls
Species	Mouse
Source	Human Cells
Preparation method	Transfected cells were cultured for 48hrs before collection. The cells were lysed in modified RIPA buffer with cocktail of protease inhibitors. Cell debris was removed by centrifugation and then centrifuged to clarify the lysate. The cell lysate was boiled for 5 minutes in 1 x SDS sample buffer (50 mM Tris-HCl pH 6.8, 12.5% glycerol, 1% sodium dodecylsulfate, 0.01% bromophenol blue) containing 5% b-mercaptoethanol, and lyophilized.
Lysis buffer	Modified RIPA Lysis Buffer: 50 mM Tris-HCl pH 7.4, 150 mM NaCl, 1mM EDTA, 1% Triton X-100, 0.1% SDS, 1% Sodium deoxycholate, 1mM PMSF
Quality control Testing	12.5% SDS-PAGE Stained with Coomassie Blue
Recommended Usage	1. Centrifuge the tube for a few seconds and ensure the pellet at the bottom of the tube. 2. Re-dissolve the pellet using 200µL pure water and boiled for 2-5 min. 3. Store it at -80°C. Recommend to aliquot the cell lysate into smaller quantities for optimal storage. Avoid repeated freeze-thaw cycles. Notes: The lysate is ready to load on SDS-PAGE for Western blot application. If dissociating conditions are required, add

 Tel: 1-631-559-9269 1-516-512-3133

 Email: info@creative-biomart.com  Fax: 1-631-938-8127

 45-1 Ramsey Road, Shirley, NY 11967, USA


	reducing agent prior to heating.
Stability	Samples are stable for up to twelve months from date of receipt at -80°C
Storage Buffer	50 mM Tris-HCl pH 7.4, 150 mM NaCl, 1mM EDTA, 1% Triton X-100, 0.1% SDS, 1% Sodium deoxycholate, 1mM PMSF
Storage Instruction	Lysate samples are stable for 12 months from date of receipt when stored at -80°C. Avoid repeated freeze-thaw cycles. Prior to SDS-PAGE fractionation, boil the lysate for 5 minutes.

GENE INFORMATION

Gene Name	Ngfr nerve growth factor receptor (TNFR superfamily, member 16) [Mus musculus]
Official Symbol	NGFR
Synonyms	NGFR; nerve growth factor receptor (TNFR superfamily, member 16); tumor necrosis factor receptor superfamily member 16; NGF receptor; p75 neurotrophin receptor; low affinity neurotrophin receptor p75NTR; low-affinity nerve growth factor receptor; p75; LNGFR; p75NTR; p75NGFR; Tnfrsf16;
Gene ID	18053
mRNA Refseq	NM_033217
Protein Refseq	NP_150086
Pathway	Axonal growth inhibition (RHOA activation), organism-specific biosystem; Axonal growth stimulation, organism-specific biosystem; Cell death signalling via NRAGE, NRIF and NADE, organism-specific biosystem; Ceramide signalling, organism-

 Tel: 1-631-559-9269 1-516-512-3133

 Email: info@creative-biomart.com  Fax: 1-631-938-8127


 45-1 Ramsey Road, Shirley, NY 11967, USA




specific biosystem; Cytokine-cytokine receptor interaction, organism-specific biosystem; Cytokine-cytokine receptor interaction, conserved biosystem; NADE modulates death signalling, organism-specific biosystem;

Function

beta-amyloid binding; death receptor activity; nerve growth factor binding; nerve growth factor binding; neurotrophin TRKA receptor binding; neurotrophin-3 binding; preprotein binding; protein binding; receptor activity;

 Tel: 1-631-559-9269 1-516-512-3133

 Email: info@creative-biomart.com  Fax: 1-631-938-8127

 45-1 Ramsey Road, Shirley, NY 11967, USA