

Active Recombinant Human NR1H3, GST-tagged

Cat. No. NR1H3-1055H Lot. No. (See product label)

SPECIFICATION

Species	Human
Source	E.coli
Description	<p>Liver X Receptors (LXRs) are nuclear receptors that regulate the metabolism of cholesterol and bile acids. There are two subtypes of LXRs, LXRα and LXRβ. LXRα is preferentially expressed in liver, small intestine, kidney and spleen. In contrast, LXRβ expression is ubiquitous. The genomic structure and the promoter regions of the two LXR genes contain specific regulatory sites, which suggest that LXRs may have physiological roles in the immune system. Like other nuclear receptors, LXRs heterodimerize with Retinoid X Receptor (RXR) for function. LXRs are activated by naturally occurring oxysterols and regulate the expression of target genes, including ATP binding cassette transporter 1 (ABC1), ATP binding cassette transporter 8 (ABC8) and cholesterol ester transfer protein (CETP). LXR is thought to play a major role in the control of cholesterol catabolism by stimulating the expression of cholesterol 7α-hydroxylase (CYP7A1), the rate limiting enzyme of bile acid synthesis. Recombinant GST-LXR is isolated from an <i>E. coli</i> strain that carries the coding sequence of the human LXR under the control of a T7 promoter.</p>
Application	GST-LXR has been applied in DNA and protein-protein interactions assays.
Usage	For in vitro use only.
Form	Liquid. Supplied in 20 mM Tris-HCl pH 8.0, 100 mM KCl, 0.2 mM EDTA, 1 mM DTT

 Tel: 1-631-559-9269 1-516-512-3133

 Email: info@creative-biomart.com  Fax: 1-631-938-8127

 45-1 Ramsey Road, Shirley, NY 11967, USA

and 20% glycerol.

Activity

20 ng are sufficient for a gel-mobility shift assay and 100 ng are sufficient for a protein-protein interaction assay.

Purity

> 95% by SDS-PAGE.

Storage

Quality guaranteed for 12 months, Store at -80°C. Avoid freeze / thaw cycles.

GENE INFORMATION

Gene Name

NR1H3 nuclear receptor subfamily 1, group H, member 3 [Homo sapiens]

Synonyms

NR1H3; nuclear receptor subfamily 1, group H, member 3; LXRA; LXR-a; RLD-1; OTTHUMP00000198038; liver X receptor alpha; liver X receptor, alpha; liver X receptor-alpha; TLS/CHOP; Nuclear receptor subfamily 1 group H member 3; Nuclear orphan receptor LXR-alpha

Gene ID

10062

mRNA Refseq

NM_001130101

Protein Refseq

NP_001123573

MIM

602423

UniProt ID

Q13133

**Chromosome
Location**

11p11.2

 Tel: 1-631-559-9269 1-516-512-3133

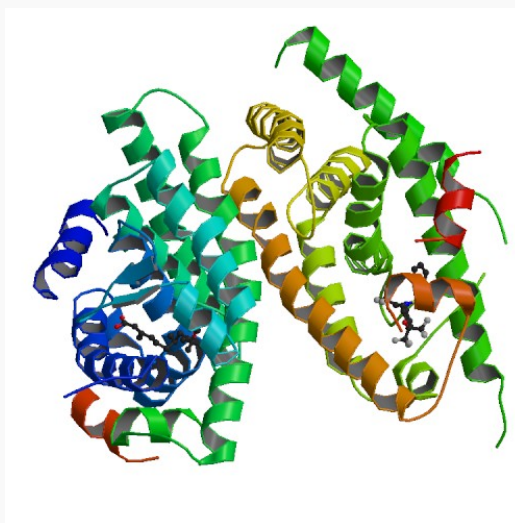
 Email: info@creative-biomart.com  Fax: 1-631-938-8127


 45-1 Ramsey Road, Shirley, NY 11967, USA

Pathway PPAR signaling pathway; Gene Expression; Metabolism of lipids and lipoproteins


Function metal ion binding; protein binding; sequence-specific DNA binding; thyroid hormone receptor activity; transcription coactivator activity; zinc ion binding; steroid hormone receptor activity

PDB rendering based on 1uhl.



 Tel: 1-631-559-9269 1-516-512-3133

 Email: info@creative-biomart.com  Fax: 1-631-938-8127

 45-1 Ramsey Road, Shirley, NY 11967, USA