

## Recombinant Rat Ngf Protein, His-tagged

**Cat. No.** Ngf-1825R    **Lot. No.** (See product label)

### SPECIFICATION

<b>Product Overview</b>	Recombinant Rat Ngf Protein (Glu19-Gly241 linked with LEHHHHHH) with N-His tag was expressed in E. coli.
<b>Species</b>	Rat
<b>Source</b>	E.coli
<b>ProteinLength</b>	Glu19-Gly241 linked with LEHHHHHH
<b>Description</b>	<p>Predicted to enable nerve growth factor receptor binding activity; peptidase regulator activity; and signaling receptor activator activity. Involved in several processes, including negative regulation of apoptotic process; positive regulation of ERK1 and ERK2 cascade; and response to ozone. Acts upstream of or within positive regulation of DNA-binding transcription factor activity; positive regulation of neurotrophin TRK receptor signaling pathway; and positive regulation of protein autophosphorylation.</p> <p>Located in extracellular space. Used to study bladder neck obstruction; cystitis; degenerative disc disease; and neurogenic bladder. Biomarker of several diseases, including diabetic neuropathy; hyperhomocysteinemia; mental depression; myofascial pain syndrome; and respiratory syncytial virus infectious disease. Human ortholog(s) of this gene implicated in IgA glomerulonephritis; asthma; end stage renal disease; hereditary sensory and autonomic neuropathy type 5; and interstitial cystitis. Orthologous to human NGF (nerve growth factor).</p>
<b>Form</b>	Freeze-dried powder

 Tel: 1-631-559-9269    1-516-512-3133

 Email: [info@creative-biomart.com](mailto:info@creative-biomart.com)     Fax: 1-631-938-8127

 45-1 Ramsey Road, Shirley, NY 11967, USA

<b>Molecular Mass</b>	Predicted Molecular Mass: 29.8 kDa Accurate Molecular Mass: 33 kDa
<b>Purity</b>	> 90%
<b>Applications</b>	Cell culture; Activity Assays.
<b>Stability</b>	The thermal stability is described by the loss rate. The loss rate was determined by accelerated thermal degradation test, that is, incubate the protein at 37 centigrade for 48h, and no obvious degradation and precipitation were observed. The loss rate is less than 5% within the expiration date under appropriate storage condition.
<b>Storage</b>	Avoid repeated freeze/thaw cycles. Store at 2-8 centigrade for one month. Aliquot and store at -80 centigrade for 12 months.
<b>Storage Buffer</b>	20mM Tris, 150mM NaCl, pH8.0, containing 1mM EDTA, 1mM DTT, 0.01% SKL, 5% Trehalose and Proclin300.
<b>Reconstitution</b>	Reconstitute in 20mM Tris, 150mM NaCl (pH8.0) to a concentration of 0.1-1.0 mg/mL. Do not vortex.

## GENE INFORMATION

<b>Gene Name</b>	Ngf nerve growth factor (beta polypeptide) [ <i>Rattus norvegicus</i> (Norway rat) ]
<b>Official Symbol</b>	Ngf
<b>Synonyms</b>	NGF; nerve growth factor (beta polypeptide); beta-nerve growth factor; beta-NGF; nerve growth factor, beta; Ngfb;
<b>Gene ID</b>	310738

 Tel: 1-631-559-9269 1-516-512-3133

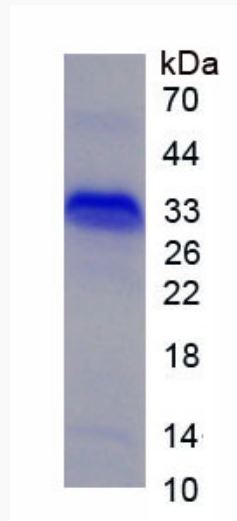
 Email: [info@creative-biomart.com](mailto:info@creative-biomart.com)  Fax: 1-631-938-8127

 45-1 Ramsey Road, Shirley, NY 11967, USA

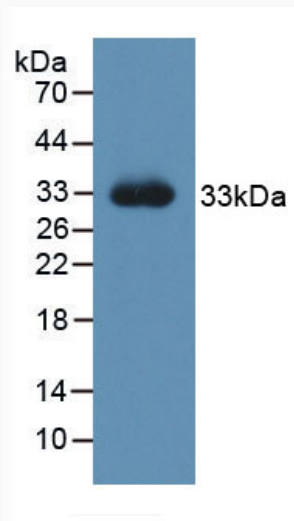
mRNA Refseq [NM\\_001277055](#)

Protein Refseq [NP\\_001263984](#)

UniProt ID [P25427](#)



WB

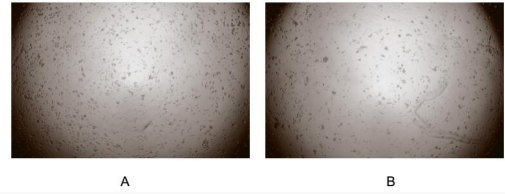


 Tel: 1-631-559-9269 1-516-512-3133

 Email: [info@creative-biomart.com](mailto:info@creative-biomart.com)  Fax: 1-631-938-8127

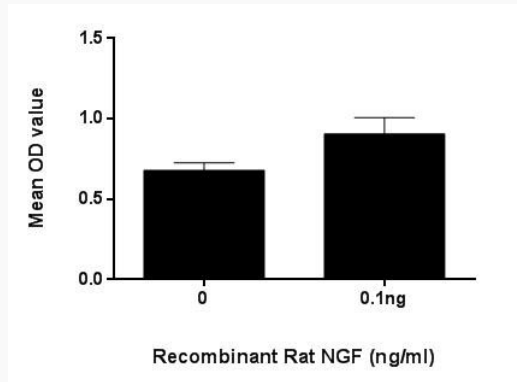
 45-1 Ramsey Road, Shirley, NY 11967, USA

**Bioactivity**



Cell proliferation of TF-1 cells after stimulated with NGF.

**Bioactivity**



Cell proliferation of TF-1 cells after stimulated with NGF.