

Recombinant Human PSAP protein, GST-tagged

Cat. No. PSAP-7844H Lot. No. (See product label)

SPECIFICATION

Product Overview	Recombinant Human PSAP protein(312-392 aa), fused with N-terminal GST tag, was expressed in E. coli.
Species	Human
Source	E.coli
ProteinLength	312-392 aa
Form	The purified protein was Lyophilized from sterile PBS (58mM Na ₂ HPO ₄ , 17mM NaH ₂ PO ₄ , 68mM NaCl, pH8.). 5 % trehalose and 5 % mannitol are added as protectant before lyophilization. The elution buffer contain 100mM GSH.
Storage	Short-term storage: Store at 2-8°C for (1-2 weeks). Long-term storage: Aliquot and store at -20°C to -80°C for up to 3 months, reconstitution with sterile water and addition of an equal volume of glycerol. Avoid repeat freeze-thaw cycles.
Purity	90%, by SDS-PAGE with Coomassie Brilliant Blue staining.

GENE INFORMATION




Official Symbol	PSAP
Synonyms	PSAP; prosaposin; GLBA, SAP1, sphingolipid activator protein 1; proactivator polypeptide; variant Gaucher disease and variant metachromatic leukodystrophy;

 Tel: 1-631-559-9269 1-516-512-3133

 Email: info@creative-biomart.com  Fax: 1-631-938-8127

 45-1 Ramsey Road, Shirley, NY 11967, USA

sphingolipid activator protein-1; GLBA; SAP1; FLJ00245; MGC110993;

Gene ID 5660**mRNA Refseq** NM_001042465**Protein Refseq** NP_001035930**MIM** 176801**UniProt ID** P07602**SDS-PAGE** Tel: 1-631-559-9269 1-516-512-3133 Email: info@creative-biomart.com  Fax: 1-631-938-8127 45-1 Ramsey Road, Shirley, NY 11967, USA