

Recombinant Human PTGES3 293 Cell Lysate

Cat. No. PTGES3-2712HCL **Lot. No.** (See product label)

SPECIFICATION

Species	Human
Source	HEK293
Description	Antigen standard for prostaglandin E synthase 3 (cytosolic) (PTGES3) is a lysate prepared from HEK293T cells transiently transfected with a TrueORF gene-carrying pCMV plasmid and then lysed in RIPA Buffer. Protein concentration was determined using a colorimetric assay. The antigen control carries a C-terminal Myc/DDK tag for detection.
Components	This product includes 3 vials: 1 vial of gene-specific cell lysate, 1 vial of control vector cell lysate, and 1 vial of loading buffer. Each lysate vial contains 0.1 mg lysate in 0.1 ml (1 mg/ml) of RIPA Buffer (50 mM Tris-HCl pH7.5, 250 mM NaCl, 5 mM EDTA, 50 mM NaF, 1% NP40). The loading buffer vial contains 0.5 ml 2X SDS Loading Buffer (125 mM Tris-Cl, pH6.8, 10% glycerol, 4% SDS, 0.002% Bromophenol blue, 5% beta-mercaptoethanol).
Size	0.1 mg
Storage Instruction	Store at -80°C. Minimize freeze-thaw cycles. After addition of 2X SDS Loading Buffer, the lysates can be stored at -20°C. Product is guaranteed 6 months from the date of shipment.
Applications	ELISA, WB, IP. WB: Mix equal volume of lysates with 2X SDS Loading Buffer. Boil the mixture for 10 min before loading (for membrane protein lysates, incubate the

 Tel: 1-631-559-9269 1-516-512-3133

 Email: info@creative-biomart.com  Fax: 1-631-938-8127

 45-1 Ramsey Road, Shirley, NY 11967, USA

mixture at room temperature for 30 min). Load 5 ug lysate per lane.

GENE INFORMATION

Gene Name [PTGES3 prostaglandin E synthase 3 \(cytosolic\) \[Homo sapiens \]](#)

Official Symbol [PTGES3](#)

Synonyms [PTGES3](#); prostaglandin E synthase 3 (cytosolic); prostaglandin E synthase 3; cPGES; p23; TEBP; Hsp90 co-chaperone; telomerase-binding protein p23; progesterone receptor complex p23; cytosolic prostaglandin E synthase; cytosolic prostaglandin E2 synthase; unactive progesterone receptor, 23 kD; P23;

Gene ID [10728](#)

mRNA Refseq [NM_006601](#)


Protein Refseq [NP_006592](#)

MIM [607061](#)


UniProt ID [Q15185](#)

Chromosome Location [12q13.13](#)

Pathway [Arachidonic acid metabolism, organism-specific biosystem](#); [Arachidonic acid metabolism, conserved biosystem](#); [Metabolic pathways, organism-specific biosystem](#); [Metabolism, organism-specific biosystem](#); [Metabolism of lipids and lipoproteins, organism-specific biosystem](#); [Prostanoid metabolism, organism-specific biosystem](#); [Regulation of Telomerase, organism-specific biosystem](#);

 Tel: 1-631-559-9269 1-516-512-3133


 Email: info@creative-biomart.com  Fax: 1-631-938-8127

 45-1 Ramsey Road, Shirley, NY 11967, USA



Function

isomerase activity; prostaglandin-E synthase activity; protein binding; telomerase activity; unfolded protein binding;

 Tel: 1-631-559-9269 1-516-512-3133

 Email: info@creative-biomart.com  Fax: 1-631-938-8127

 45-1 Ramsey Road, Shirley, NY 11967, USA