

Recombinant 2019-nCoV Spike Protein RBD (S477N), His-tagged

Cat. No. S-209C Lot. No. (See product label)

SPECIFICATION

Product Overview

Recombinant 2019-nCoV Spike protein S1 subunit, RBD (S477N) (319-541) was expressed in CHO cells using a C-terminal his tag.

Species

Sars-Cov-2

Source

CHO

ProteinLength

319-541

Description

The spike (S) glycoprotein of coronaviruses is known to be essential in the binding of the virus to the host cell at the advent of the infection process. Most notable is severe acute respiratory syndrome (SARS). The severe acute respiratory syndrome-coronavirus (SARS-CoV) spike (S) glycoprotein alone can mediate the membrane fusion required for virus entry and cell fusion. It is also a major immunogen and a target for entry inhibitors. The SARS-CoV-2 spike (S) protein is composed of two subunits; the S1 subunit contains a receptor-binding domain that engages with the host cell receptor angiotensin-converting enzyme 2 and the S2 subunit mediates fusion between the viral and host cell membranes. The S RBD protein plays key parts in the induction of neutralizing-antibody and T-cell responses, as well as protective immunity, during infection with SARS-CoV-2 (2019-nCoV) as in recent COVID-19 outbreak.

Molecular Mass

39 kDa

 Tel: 1-631-559-9269 1-516-512-3133

 Email: info@creative-biomart.com  Fax: 1-631-938-8127

 45-1 Ramsey Road, Shirley, NY 11967, USA

Purity	>90%
Applications	ELISA
Stability	One year at -70 centigrade from date of shipment.
Storage	Store product at -70 centigrade. For optimal storage, aliquot targets into smaller quantities after centrifugation and store at recommended temperature. For most favorable performance, avoid repeated handling and multiple freeze/thaw cycles.
Concentration	1 µg/µL
Storage Buffer	Recombinant protein stored in 50mM sodium phosphate, pH 7.5, 300mM NaCl, 150mM imidazole.
Shipping	Dry ice

GENE INFORMATION

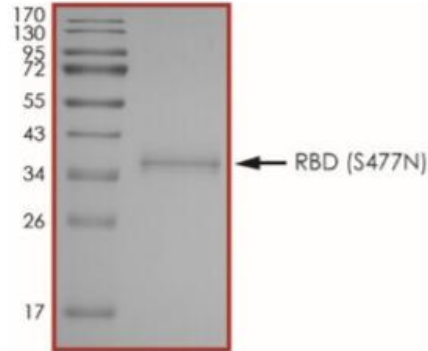
Gene Name	S surface glycoprotein [Severe acute respiratory syndrome coronavirus 2]
Official Symbol	S
Synonyms	S; surface glycoprotein; spike glycoprotein; surface glycoprotein; structural protein; spike protein
Gene ID	43740568
mRNA Refseq	MN908947
Protein Refseq	YP_009724390

 Tel: 1-631-559-9269 1-516-512-3133

 Email: info@creative-biomart.com  Fax: 1-631-938-8127

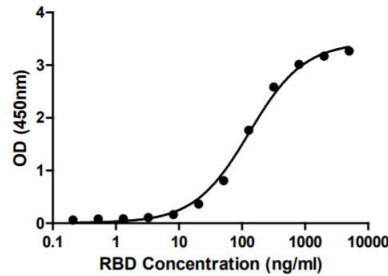
 45-1 Ramsey Road, Shirley, NY 11967, USA

SDS-PAGE




The purity of nCoV-RBD (S477N) was determined to be 90% by densitometry, approx. MW 39 kDa.

Activity



Binding ability measured in a functional ELISA. 2019-nCoV Spike Protein RBD (S477N) binds to immobilized human ACE2 (19-740) protein.

 Tel: 1-631-559-9269 1-516-512-3133

 Email: info@creative-biomart.com  Fax: 1-631-938-8127

 45-1 Ramsey Road, Shirley, NY 11967, USA