

Recombinant 2019-nCoV Spike Protein RBD (L452R), His-tagged

Cat. No. S-72S Lot. No. (See product label)

SPECIFICATION

Product Overview Recombinant 2019-nCoV Spike protein S1 subunit, receptor-binding domain (RBD) (319-541) (L452R) was expressed in CHO cells using a C-terminal his tag.

Species SARS-CoV-2

Source CHO


ProteinLength 319-541

Description

Severe acute respiratory syndrome coronavirus 2 (SARS-CoV-2) is an enveloped, positive-sense, single-stranded RNA virus that causes coronavirus disease 2019 (COVID-19). Virus particles include the RNA genetic material and structural proteins needed for invasion of host cells. Once inside the cell the infecting RNA is used to encode structural proteins that make up virus particles, nonstructural proteins that direct virus assembly, transcription, replication and host control and accessory proteins whose function has not been determined.~ The structural proteins of SARS-CoV-2 include the envelope protein (E), spike or surface glycoprotein (S), membrane protein (M) and the nucleocapsid protein (N). The spike glycoprotein is found on the outside of the virus particle and gives coronavirus viruses their crown-like appearance. This glycoprotein mediates attachment of the virus particle and entry into the host cell. S protein is an important target for vaccine development, antibody therapies and diagnostic antigen-based tests.

 Tel: 1-631-559-9269 1-516-512-3133

 Email: info@creative-biomart.com  Fax: 1-631-938-8127

 45-1 Ramsey Road, Shirley, NY 11967, USA



Molecular Mass	Approx 39 kDa
Purity	> 90%
Stability	One year at -70 centigrade from data of shipment.
Storage	Store product at -70 centigrade. For optimal storage, aliquot target into smaller quantities after centrifugation and store at recommended temperature. For most favorable performance, avoid repeated handling and multiple freeze/thaw cycles.
Concentration	1 µg/µL
Storage Buffer	Recombinant protein stored in 50 mM sodium phosphate, pH 7.5, 300 mM NaCl, 150 mM imidazole.
Shipping	Dry ice

GENE INFORMATION

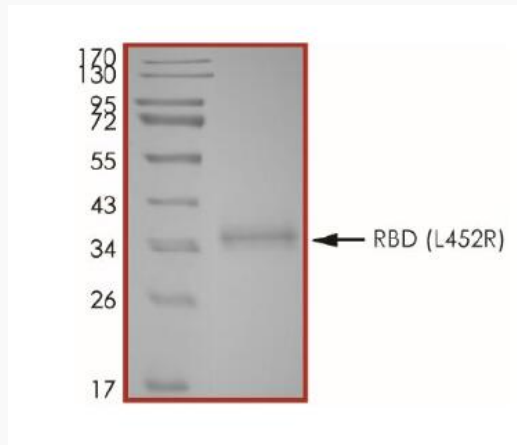
Gene Name	S surface glycoprotein [Severe acute respiratory syndrome coronavirus 2]
Official Symbol	S
Synonyms	S; surface glycoprotein; spike glycoprotein; surface glycoprotein; structural protein; spike protein
Gene ID	43740568
mRNA Refseq	MN908947
Protein Refseq	YP_009724390

Tel: 1-631-559-9269 1-516-512-3133

Email: info@creative-biomart.com Fax: 1-631-938-8127

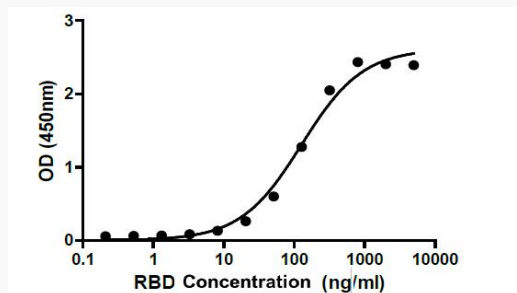
45-1 Ramsey Road, Shirley, NY 11967, USA

SDS-PAGE



The purity of 2019-nCoV Spike protein S1 subunit, RBD (L452R) was determined to be >90% by densitometry

Activity



Binding ability measured in a functional ELISA. 2019-nCoV Spike protein S1 subunit, RBD (L452R) binds to immobilized human ACE2 (19-740) protein.

Tel: 1-631-559-9269 1-516-512-3133

Email: info@creative-biomart.com Fax: 1-631-938-8127

45-1 Ramsey Road, Shirley, NY 11967, USA