

Recombinant COVID-19 S1 NTD(A262S) protein, His-tagged

Cat. No. Spike-384V Lot. No. (See product label)

SPECIFICATION

Product Overview	Recombinant COVID-19 S1 NTD(A262S) protein(YP_009724390.1)(Ser 13 - Leu 303), fused to His tag at the C-terminus, was expressed in HEK293.
Species	Sars-CoV-2
Source	HEK293
ProteinLength	Ser 13 - Leu 303
Description	It's been reported that Coronavirus can infect the human respiratory epithelial cells through interaction with the human ACE2 receptor. The spike protein is a large type I transmembrane protein containing two subunits, S1 and S2. S1 mainly contains a receptor binding domain (RBD), which is responsible for recognizing the cell surface receptor. S2 contains basic elements needed for the membrane fusion. The S protein plays key parts in the induction of neutralizing-antibody and T-cell responses, as well as protective immunity.
Form	Lyophilized from 0.22 µm filtered solution in PBS, pH7.4. Normally trehalose is added as protectant before lyophilization.
Molecular Mass	The protein has a calculated MW of 34.9 kDa. The protein migrates as 45-66 kDa under reducing (R) condition (SDS-PAGE) due to glycosylation.
Endotoxin	Less than 1.0 EU per µg by the LAL method.

 Tel: 1-631-559-9269 1-516-512-3133

 Email: info@creative-biomart.com  Fax: 1-631-938-8127

 45-1 Ramsey Road, Shirley, NY 11967, USA

Purity	>90% as determined by SDS-PAGE.
Storage	<p>For long term storage, the product should be stored at lyophilized state at -20°C or lower.</p> <p>Please avoid repeated freeze-thaw cycles.</p> <p>This product is stable after storage at:</p> <p>-20°C to -70°C for 12 months in lyophilized state; -70°C for 3 months under sterile conditions after reconstitution.</p>
Reconstitution	It is recommended that sterile water be added to the vial to prepare a stock solution of 0.25 ug/ul. Centrifuge the vial at 4°C before opening to recover the entire contents.

GENE INFORMATION


Gene Name	S surface glycoprotein [Severe acute respiratory syndrome coronavirus 2]
Official Symbol	S
Synonyms	S1 protein NTD; Spike protein S1 NTD; BetaCoV S1-NTD; COVID-19
Gene ID	43740568
Protein Refseq	YP_009724390.1
UniProt ID	P0DTC2

 Tel: 1-631-559-9269 1-516-512-3133

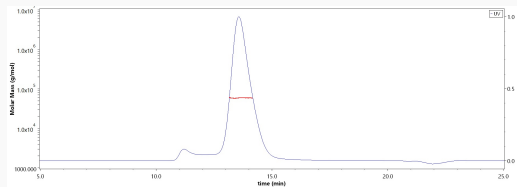
 Email: info@creative-biomart.com  Fax: 1-631-938-8127

 45-1 Ramsey Road, Shirley, NY 11967, USA

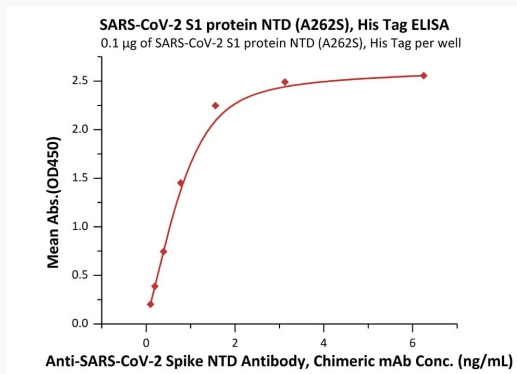
SDS-PAGE



SEC-MALS



Bioactivity-ELISA



Immobilized SARS-CoV-2 S1 protein NTD (A262S), His Tag at 1 µg/mL (100

Tel: 1-631-559-9269 1-516-512-3133

Email: info@creative-biomart.com Fax: 1-631-938-8127

45-1 Ramsey Road, Shirley, NY 11967, USA



μL/well) can bind Anti-SARS-CoV-2 Spike NTD Antibody, Chimeric mAb with a linear range of 0.1-2 ng/mL.

☎ Tel: 1-631-559-9269 1-516-512-3133

☎ Email: info@creative-biomart.com ☎ Fax: 1-631-938-8127

☎ 45-1 Ramsey Road, Shirley, NY 11967, USA