

Active Recombinant Full Length Human TBK1 Protein, GST-tagged

Cat. No. TBK1-7347HF **Lot. No.** (See product label)

SPECIFICATION

Product Overview	Full-length human TBK1 [1-729(end) amino acids of accession number NP_037386.1] was expressed as N-terminal GST-fusion protein (111 kDa) using baculovirus expression system. GST-TBK1 was purified by using glutathione sepharose chromatography.
Species	Human
Source	Sf21 Cells
ProteinLength	1-729
Form	50 mM Tris-HCl, 150 mM NaCl, 0.05% Brij35, 1 mM DTT, 10% glycerol, pH7.5
Bio-activity	The activity was measured by off-chip mobility shift assay. The enzyme was incubated with fluorescence-labeled substrate and Mg(or Mn)/ATP. The phosphorylated and unphosphorylated substrates were separated and detected by LabChip™3000.
Purity	72%
Applications	SDS-PAGE
Storage	Store at -80C. Avoid repeating freeze-thaws.

 Tel: 1-631-559-9269 1-516-512-3133

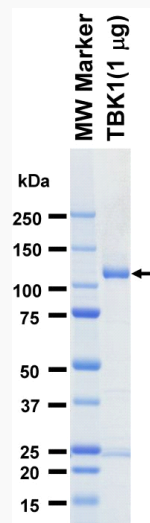
 Email: info@creative-biomart.com  Fax: 1-631-938-8127

 45-1 Ramsey Road, Shirley, NY 11967, USA

GENE INFORMATION

Gene Name	TANK-binding kinase 1
Official Symbol	TBK1
Synonyms	TBK1;FTDALS4;IIAE8;NAK;T2K
Protein Refseq	NP_037386.1
UniProt ID	Q9UHD2


SDS-PAGE

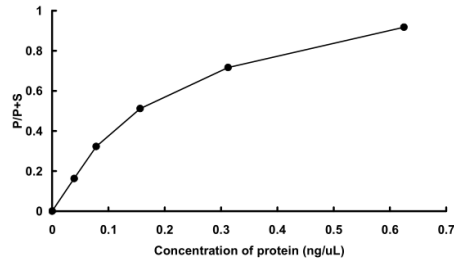


The purity was assessed by SDS-PAGE/CBB staining.

 Tel: 1-631-559-9269 1-516-512-3133

 Email: info@creative-biomart.com  Fax: 1-631-938-8127

 45-1 Ramsey Road, Shirley, NY 11967, USA

Activity data**Activity data**

The activity was measured by off-chip mobility shift assay. The enzyme was incubated with fluorescence-labeled substrate and Mg(or Mn)/ATP. The phosphorylated and unphosphorylated substrates were separated and detected by LabChip™3000.

 Tel: 1-631-559-9269 1-516-512-3133

 Email: info@creative-biomart.com  Fax: 1-631-938-8127

 45-1 Ramsey Road, Shirley, NY 11967, USA