

## Recombinant Cynomolgus/Rhesus macaque TIGIT protein, His-tagged (HPLC-verified)

Cat. No. TIGIT-365C Lot. No. (See product label)

### SPECIFICATION

**Product Overview** Recombinant Cynomolgus/Rhesus macaque TIGIT protein (Met89-Ile208)(HPLC-verified), fused to His tag at C-terminus, was expressed in human 293 cells (HEK293). In the region Met89-Ile 208, the AA sequence of Cynomolgus and Rhesus macaque TIGIT are homologous.

**Species** Cynomolgus/Rhesus macaque

**Source** HEK293

**ProteinLength** 120

**Description** T-cell immunoreceptor with Ig and ITIM domains (TIGIT) is also known as V-set and immunoglobulin domain-containing protein 9 (VSIG9), V-set and transmembrane domain-containing protein 3 (VSTM3), which belongs to single-pass type I membrane protein containing an immunoglobulin variable domain, a transmembrane domain and an immunoreceptor tyrosine-based inhibitory motif (ITIM). TIGIT is expressed at low levels on peripheral memory and regulatory CD4+ T-cells and NK cells and is up-regulated following activation of these cells (at protein level). TIGIT binds with high affinity to the poliovirus receptor (PVR) which causes increased secretion of IL10 and decreased secretion of IL12B and suppresses T-cell activation by promoting the generation of mature immunoregulatory dendritic cells.

**Form** Lyophilized from 0.22 um filtered solution in PBS, pH7.4, 10% trehalose.

 Tel: 1-631-559-9269 1-516-512-3133

 Email: [info@creative-biomart.com](mailto:info@creative-biomart.com)  Fax: 1-631-938-8127

 45-1 Ramsey Road, Shirley, NY 11967, USA

<b>Molecular Mass</b>	The protein has a calculated MW of 15.2 kDa. The protein migrates as 18-30 kDa under reducing (R) condition (SDS-PAGE) due to glycosylation.
<b>Endotoxin</b>	Less than 1.0 EU per ug by the LAL method.
<b>Purity</b>	>90% as determined by SDS-PAGE.
<b>Storage</b>	For long term storage, the product should be stored at lyophilized state at -20 centigrade or lower. Please avoid repeated freeze-thaw cycles. This product is stable after storage at: -20 centigrade to -70 centigrade for 12 months in lyophilized state; -70 centigrade for 3 months under sterile conditions after reconstitution.
<b>Reconstitution</b>	It is recommended that sterile water be added to the vial to prepare a stock solution of 0.2 ug/ul. Centrifuge the vial at 4°C before opening to recover the entire contents.


## GENE INFORMATION

<b>Gene Name</b>	TIGIT
<b>Official Symbol</b>	TIGIT
<b>Synonyms</b>	VSIG9, VSTM3, WUCAM
<b>Gene ID</b>	710941
<b>mRNA Refseq</b>	<a href="#">XM_015129816.2</a>
<b>Protein Refseq</b>	<a href="#">XP_014985302.2</a>

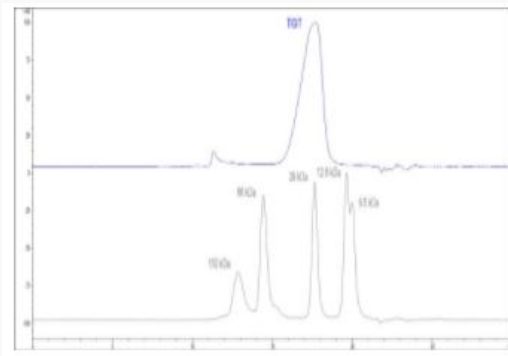
 Tel: 1-631-559-9269 1-516-512-3133

 Email: [info@creative-biomart.com](mailto:info@creative-biomart.com)  Fax: 1-631-938-8127

 45-1 Ramsey Road, Shirley, NY 11967, USA

**UniProt ID**
**G7NXM4**
**SDS-PAGE of TIGIT-365C**


Cynomolgus/Rhesus macaque TIGIT, His Tag (HPLC-verified) on SDS-PAGE under reducing (R) condition. The gel was stained overnight with Coomassie Blue. The purity of the protein is greater than 90%.

**SEC-HPLC of TIGIT-365C**


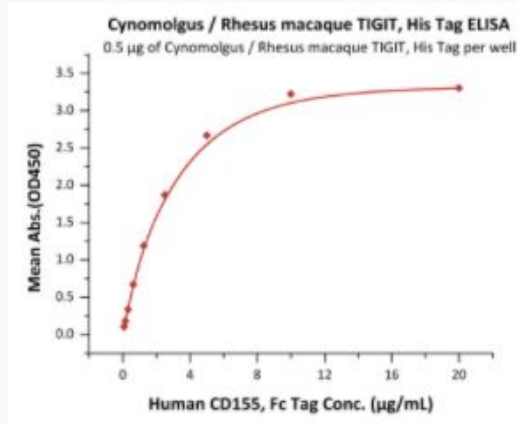
The purity of Cynomolgus/Rhesus macaque TIGIT, His Tag (HPLC-verified) was greater than 90% as determined by SEC-HPLC.

 Tel: 1-631-559-9269 1-516-512-3133

 Email: [info@creative-biomart.com](mailto:info@creative-biomart.com)  Fax: 1-631-938-8127

 45-1 Ramsey Road, Shirley, NY 11967, USA

**Bioactivity-ELISA of  
TIGIT-365C**



Immobilized Cynomolgus/Rhesus macaque TIGIT, His Tag (HPLC-verified) at 5 µg/mL (100 µL/well) can bind Human CD155, Fc Tag with a linear range of 0.078-2.5 µg/mL (QC tested).

 Tel: 1-631-559-9269 1-516-512-3133

 Email: [info@creative-biomart.com](mailto:info@creative-biomart.com)  Fax: 1-631-938-8127

 45-1 Ramsey Road, Shirley, NY 11967, USA