

## Recombinant Human TNF Protein, His-tagged

Cat. No. TNF-434H Lot. No. (See product label)

### SPECIFICATION

<b>Product Overview</b>	Recombinant Human TNF Protein (Val77-Leu233) with N-His tag was expressed in E. coli.
<b>Species</b>	Human
<b>Source</b>	E.coli
<b>ProteinLength</b>	Val77-Leu233
<b>Description</b>	<p>This gene encodes a multifunctional proinflammatory cytokine that belongs to the tumor necrosis factor (TNF) superfamily. This cytokine is mainly secreted by macrophages. It can bind to, and thus functions through its receptors TNFRSF1A/TNFR1 and TNFRSF1B/TNFR. This cytokine is involved in the regulation of a wide spectrum of biological processes including cell proliferation, differentiation, apoptosis, lipid metabolism, and coagulation. This cytokine has been implicated in a variety of diseases, including autoimmune diseases, insulin resistance, psoriasis, rheumatoid arthritis ankylosing spondylitis, tuberculosis, autosomal dominant polycystic kidney disease, and cancer. Mutations in this gene affect susceptibility to cerebral malaria, septic shock, and Alzheimer disease. Knockout studies in mice also suggested the neuroprotective function of this cytokine.</p>
<b>Form</b>	Freeze-dried powder
<b>Molecular Mass</b>	Predicted Molecular Mass: 21.0 kDa Accurate Molecular Mass: 21 kDa

 Tel: 1-631-559-9269 1-516-512-3133

 Email: [info@creative-biomart.com](mailto:info@creative-biomart.com)  Fax: 1-631-938-8127

 45-1 Ramsey Road, Shirley, NY 11967, USA

<b>Purity</b>	> 95%
<b>Applications</b>	Cell culture; Activity Assays.
<b>Stability</b>	The thermal stability is described by the loss rate. The loss rate was determined by accelerated thermal degradation test, that is, incubate the protein at 37 centigrade for 48h, and no obvious degradation and precipitation were observed. The loss rate is less than 5% within the expiration date under appropriate storage condition.
<b>Storage</b>	Avoid repeated freeze/thaw cycles. Store at 2-8 centigrade for one month. Aliquot and store at -80 centigrade for 12 months.
<b>Storage Buffer</b>	20mM Tris, 150mM NaCl, pH8.0, containing 1mM EDTA, 1mM DTT, 0.01% SKL, 5% Trehalose and Proclin300.
<b>Reconstitution</b>	Reconstitute in sterile water to a concentration of 0.1-1.0 mg/mL. Do not vortex.

## GENE INFORMATION

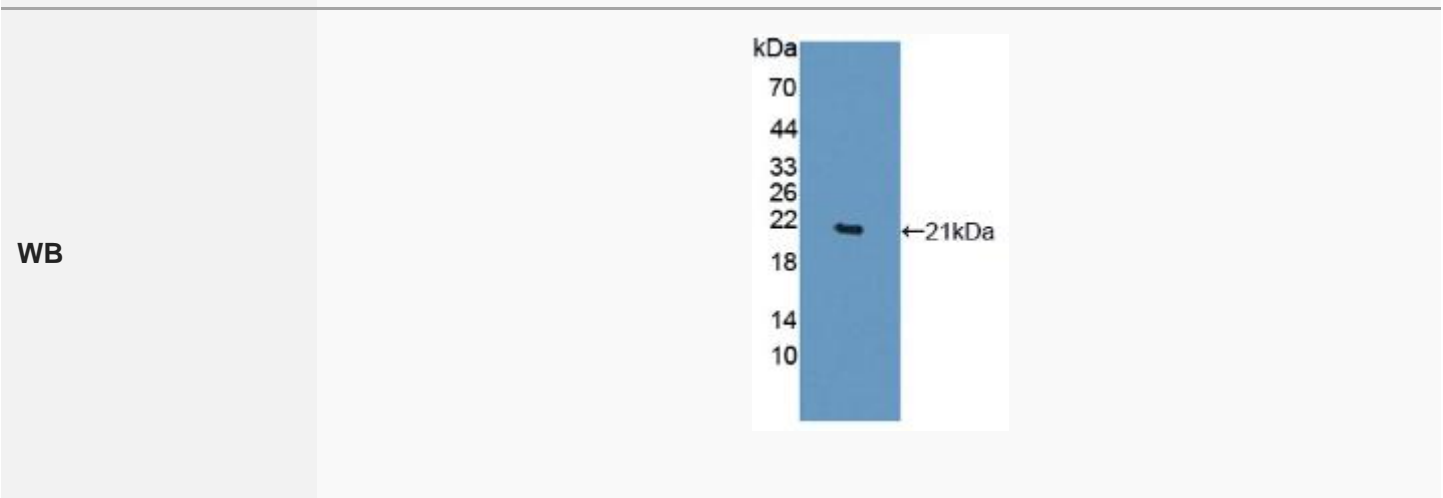
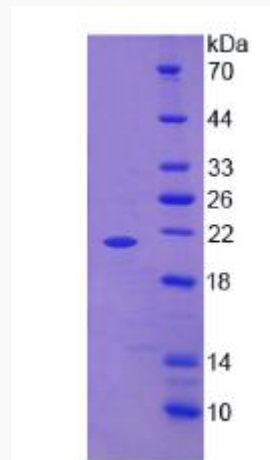
<b>Gene Name</b>	TNF tumor necrosis factor [ <a href="#">Homo sapiens (human)</a> ]
<b>Official Symbol</b>	TNF
<b>Synonyms</b>	TNF; tumor necrosis factor; TNFA, tumor necrosis factor (TNF superfamily, member 2); DIF; TNF superfamily; member 2; TNF alpha; TNFSF2; TNF-a; cachectin; APC1 protein; TNF, monocyte-derived; TNF, macrophage-derived; TNF superfamily, member 2; tumor necrosis factor alpha; tumor necrosis factor-alpha; tumor necrosis factor ligand superfamily member 2; TNFA; TNF-alpha
<b>Gene ID</b>	7124

 Tel: 1-631-559-9269 1-516-512-3133

 Email: [info@creative-biomart.com](mailto:info@creative-biomart.com)  Fax: 1-631-938-8127

 45-1 Ramsey Road, Shirley, NY 11967, USA

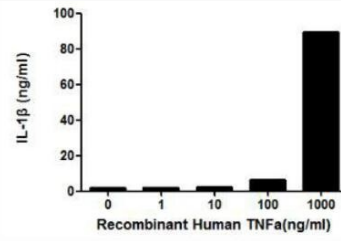
mRNA Refseq	NM_000594
Protein Refseq	NP_000585
MIM	191160
UniProt ID	P01375



Tel: 1-631-559-9269 1-516-512-3133

Email: [info@creative-biomart.com](mailto:info@creative-biomart.com) Fax: 1-631-938-8127

45-1 Ramsey Road, Shirley, NY 11967, USA



IL-1 $\beta$  level in the cell supernatant of A549 cells up-regulated by TNF $\alpha$ .

 Tel: 1-631-559-9269 1-516-512-3133

 Email: [info@creative-biomart.com](mailto:info@creative-biomart.com)  Fax: 1-631-938-8127

 45-1 Ramsey Road, Shirley, NY 11967, USA