

Recombinant Human TNFSF14 Protein, His-tagged, Alexa Fluor 488 conjugated

Cat. No. TNFSF14-217HAF488 **Lot. No.** (See product label)

SPECIFICATION

Product Overview	Alexa Fluor 488 conjugated recombinant human TNFSF14 (Asp74-Val240) protein was fused to His-tag at N-terminus and expressed in human 293 cells (HEK293).
Species	Human
Source	HEK293
ProteinLength	Asp74-Val240
Description	Tumor necrosis factor ligand superfamily member 14(LIGHT) is a tumor necrosis factor (TNF) superfamily ligand that regulates T cell immune responses by signaling through the herpes virus entry mediator (HVEM) and the lymphotoxin beta receptor (LTbetaR). LIGHT has emerged as a potent initiator of T cell co-stimulation signals effecting CTL-mediated tumor rejection, allograft rejection and graft versus host disease. Constitutive expression of LIGHT leads to tissue destruction and autoimmune-like disease syndromes.
Form	Lyophilized
Molecular Mass	The protein has a calculated MW of 20.8 kDa. The protein migrates as 23-25 kDa under reducing (R) condition (SDS-PAGE) due to glycosylation.
N-terminal Sequence Analysis	Asp 74

 Tel: 1-631-559-9269 1-516-512-3133

 Email: info@creative-biomart.com  Fax: 1-631-938-8127

 45-1 Ramsey Road, Shirley, NY 11967, USA


Endotoxin	< 1.0 EU/ µg by the LAL method.
Purity	> 95 % as determined by SDS-PAGE
Characteristic	Disulfide-linked homodimer Labeled with Alexa Fluor 488 via amines Excitation Wavelength: 488 nm Emission Wavelength: 515-545 nm
Storage	For long term storage, the product should be stored at lyophilized state at -20 centigrade or lower. Please avoid repeated freeze-thaw cycles. This product is stable after storage at: -20 to -70 centigrade for 12 months in lyophilized state; -70 centigrade for 3 months under sterile conditions after reconstitution.
Storage Buffer	Lyophilized from 0.22 µm filtered solution in PBS, pH7.4, 10% trehalose.
Reconstitution	It is recommended that sterile water be added to the vial to prepare a stock solution of 0.2 µg/µL. Centrifuge the vial at 4 centigrade before opening to recover the entire contents.
Conjugation	Alexa Fluor 488

GENE INFORMATION

Gene Name	TNFSF14
Official Symbol	TNFSF14
Synonyms	TNFSF14; tumor necrosis factor (ligand) superfamily, member 14; tumor necrosis

 Tel: 1-631-559-9269 1-516-512-3133

 Email: info@creative-biomart.com  Fax: 1-631-938-8127

 45-1 Ramsey Road, Shirley, NY 11967, USA

factor ligand superfamily member 14; CD258; HVEM L; LIGHT; LTg; delta transmembrane LIGHT; herpesvirus entry mediator A; herpesvirus entry mediator ligand; herpesvirus entry mediator-ligand; herpes virus entry mediator ligand; ligand for herpesvirus entry mediator; tumor necrosis factor receptor-like 2; tumor necrosis factor superfamily member LIGHT; TR2; HVEM L


Gene ID [8740](#)

mRNA Refseq [NM_003807](#)


Protein Refseq [NP_003798](#)

MIM [604520](#)

UniProt ID [O43557](#)

 Tel: 1-631-559-9269 1-516-512-3133

 Email: info@creative-biomart.com  Fax: 1-631-938-8127

 45-1 Ramsey Road, Shirley, NY 11967, USA