

Recombinant Human ubiquitin B Protein, His tagged, Phosphorylated on Ser 65

Cat. No. UBB-04H Lot. No. (See product label)

SPECIFICATION

Product Overview

Recombinant Human UBB Protein (1-76aa, Phosphorylated on Ser 65) with N His tag was expressed in E. coli.

Species

Human

Source

E.coli

ProteinLength

1-76aa

Description

This gene encodes ubiquitin, one of the most conserved proteins known. Ubiquitin has a major role in targeting cellular proteins for degradation by the 26S proteasome. It is also involved in the maintenance of chromatin structure, the regulation of gene expression, and the stress response. Ubiquitin is synthesized as a precursor protein consisting of either polyubiquitin chains or a single ubiquitin moiety fused to an unrelated protein. This gene consists of three direct repeats of the ubiquitin coding sequence with no spacer sequence. Consequently, the protein is expressed as a polyubiquitin precursor with a final amino acid after the last repeat. An aberrant form of this protein has been detected in patients with Alzheimer's disease and Down syndrome. Pseudogenes of this gene are located on chromosomes 1, 2, 13, and 17. Alternative splicing results in multiple transcript variants.

Tag


N-His

Molecular Mass

9.5 kDa

 Tel: 1-631-559-9269 1-516-512-3133

 Email: info@creative-biomart.com  Fax: 1-631-938-8127

 45-1 Ramsey Road, Shirley, NY 11967, USA

AA Sequence	MHHHHHMQIFVKLTGKTITLEVEPSDTIENVKAKIQDKEGIPPDQQRLIFAGKQLE DGRTLSDYNIQKESTLHLVLRGG
Purity	> 95 % by SDS-PAGE
Storage	Store it under sterile conditions at -20 to -80 centigrade. It is recommended that the protein be aliquoted for optimal storage. Avoid repeated freeze-thaw cycles.
Concentration	0.5 mg/mL
Storage Buffer	10mM Hepes, 150mM NaCl, pH 7.5

GENE INFORMATION

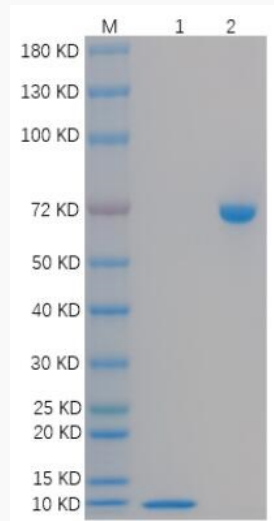
Gene Name	UBB ubiquitin B [Homo sapiens (human)]
Official Symbol	UBB
Synonyms	UBB; ubiquitin B; polyubiquitin-B; FLJ25987; MGC8385; polyubiquitin B; UBC; UBA52; RPS27A
Gene ID	7314
mRNA Refseq	NM_018955
Protein Refseq	NP_061828
MIM	191339
UniProt ID	P0CG47

 Tel: 1-631-559-9269 1-516-512-3133

 Email: info@creative-biomart.com  Fax: 1-631-938-8127

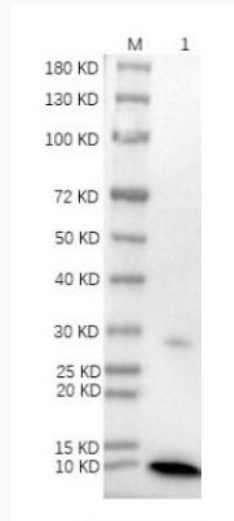
 45-1 Ramsey Road, Shirley, NY 11967, USA

Reducing 12 % SDS-PAGE (CBB stained) analysis profile of purified Ubiquitin-phosphorylated.



1. Ubiquitin-phosphorylated
2. BSA

WB (Anti-phospho-Ubiquitin (Ser65) Rabbit Polyclonal Antibody) analysis profile of Ubiquitin-phosphorylated



1. Ubiquitin-phosphorylated

Tel: 1-631-559-9269 1-516-512-3133

Email: info@creative-biomart.com Fax: 1-631-938-8127

45-1 Ramsey Road, Shirley, NY 11967, USA