

Recombinant Cynomolgus/Rhesus macaque VTCN1 protein, His-tagged


Cat. No. VTCN1-1685C Lot. No. (See product label)

SPECIFICATION

Product Overview	Recombinant Cynomolgus/Rhesus macaque VTCN1 protein(A0A2K5U6P5 / F7B770)(Phe29-Ala258), fused with C-terminal His tag, was expressed in HEK293.
Species	Cynomolgus/Rhesus macaque
Source	C-His
ProteinLength	Phe29-Ala258
Tag	C-His
Form	Lyophilized from 0.22µm filtered solution in PBS (pH 7.4). Normally 8% trehalose is added as protectant before lyophilization.
Bio-activity	Immobilized Cynomolgus/Rhesus macaque B7-H4, His Tag at 0.5µg/ml (100µl/Well) on the plate. Dose response curve for Anti-B7-H4 Antibody, hFc Tag with the EC50 of 3.5ng/ml determined by ELISA.
Molecular Mass	The protein has a predicted MW of 26.41 kDa. Due to glycosylation, the protein migrates to 48-63 kDa based on Tris-Bis PAGE result.
Endotoxin	Less than 1EU per µg by the LAL method.
Purity	> 95% as determined by Tris-Bis PAGE; > 95% as determined by HPLC.

 Tel: 1-631-559-9269 1-516-512-3133

 Email: info@creative-biomart.com  Fax: 1-631-938-8127

 45-1 Ramsey Road, Shirley, NY 11967, USA

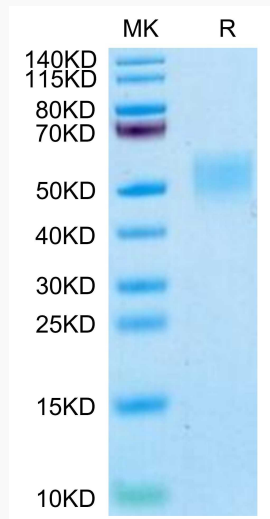
Storage

Reconstituted protein stable at -80°C for 12 months, 4°C for 1 week. Use a manual defrost freezer and avoid repeated freeze-thaw cycles.

Reconstitution

Centrifuge tubes before opening. Reconstituting to a concentration more than 100 µg/ml is recommended. Dissolve the lyophilized protein in distilled water.

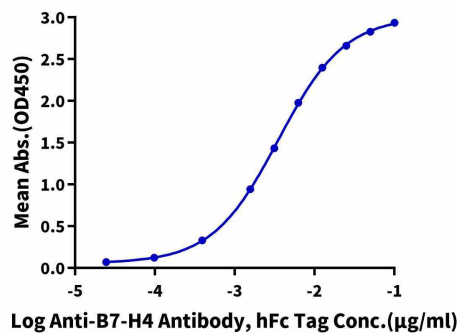
Tris-Bis PAGE



ELISA

Cynomolgus/Rhesus macaque B7-H4, His Tag ELISA

0.05µg Cynomolgus/Rhesus macaque B7-H4, His Tag Per Well



Tel: 1-631-559-9269 1-516-512-3133

Email: info@creative-biomart.com Fax: 1-631-938-8127

45-1 Ramsey Road, Shirley, NY 11967, USA